

General Data

Model:	AT 65/2/125 C.237
Code:	2000104
Series:	A2
Weight [Kg]	43.50
Submersible eletropumps for wastewater including sewage	

Hydraulic

Impeller Type:	-
Delivery DN [mm]:	DN65 PN10
Input DN [mm]:	65
Free Passage [mm]:	40
Impeller Ø [mm]:	144
Max Pump Efficiency [%]:	0.0
Global Efficiency [%]:	1.33
Head [m]:	14.35
Flow [m³/h]:	28.80

Tolerance according to ISO 9906:2012 3B2



Attention: pictures for illustrative purposes

Features

Upper Meccanical seal:	CA/CE/Viton
Lower Meccanical Seal:	SIC/SIC/Viton
Upper Bearing:	Single raw ball bearing
Lower Bearing:	Double raw ball bearing
IP Protection:	IP68
Motor protection:	present
Humidity sensor:	present
ATEX:	not present
Applied Paint:	Two component water-based paint
Cable Length [m]:	10
Lubricating Oil:	Q8 WF15
Oil Quantity [Kg]:	0.60

Materials

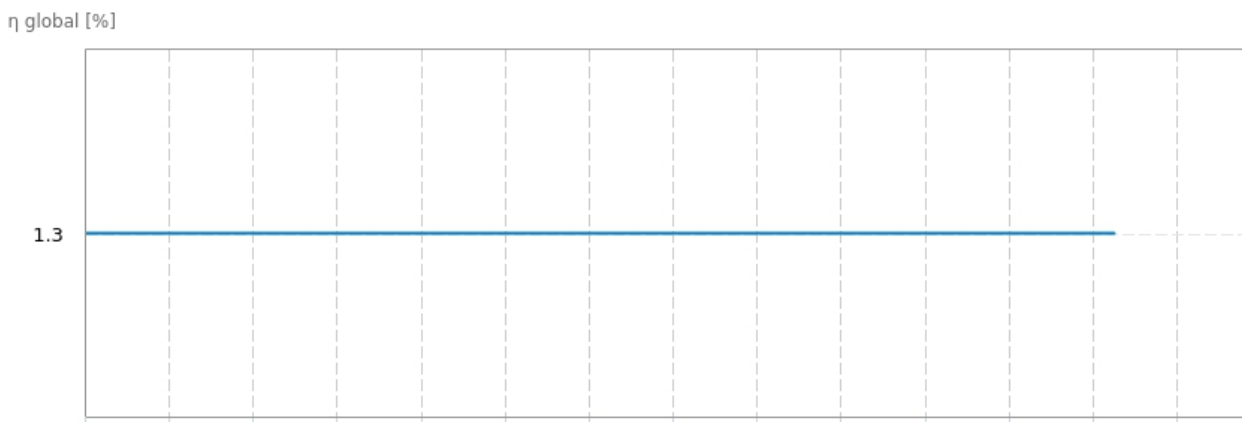
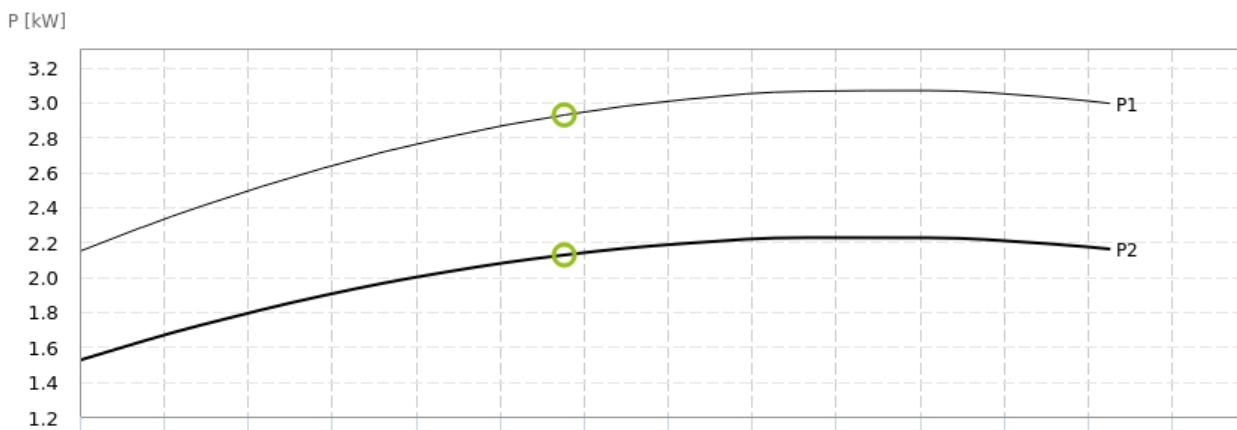
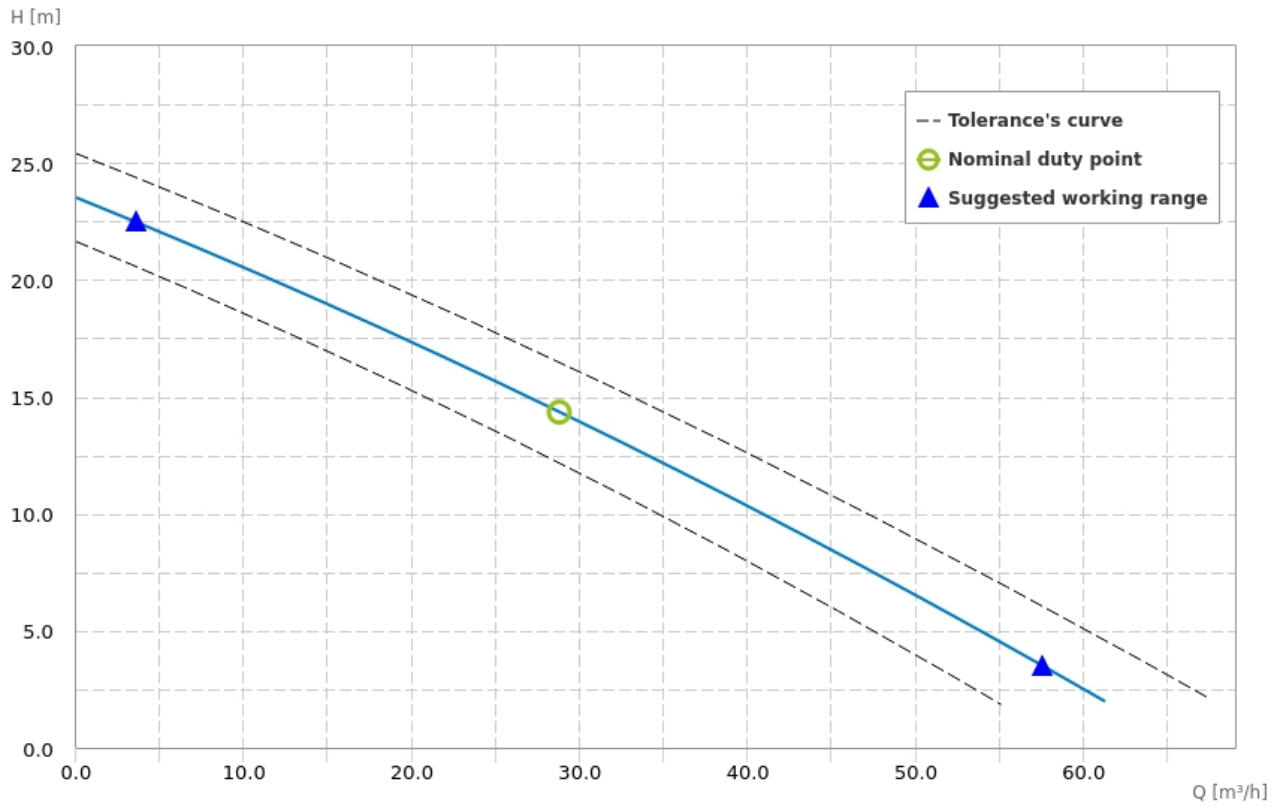
Pump:	-
Impeller:	-
Motor shaft:	-
Cooling Jacket:	Not available
Screw:	Stainless steel A2-70
Cable:	H07RN8F

Pumped Liquid

Pumped Liquid:	Light and lightly sewage
Density [Kg/dm³]:	1.1
pH:	2023-10-06
Temperature Range:	0-40°C

Installation

Maximum depth of immersion [m]:	20
Cooling Type:	The cooling of the motor is ensured by the surrounding liquid
Installation:	
Floating on board machine:	not present



Motor

Motor code:	3520360220
Power P1 [kW]:	3.10
Power P2 [kW]:	2.20
Phases:	3
Frequency [Hz]:	50
Tension [V]:	400
Nominal current [A]:	5.3
Starting current [%]:	902.0
Power Factor:	0.83
R.P.M.:	2850
Starting:	D.O.L
Capacitor [μ F]:	0.0
Insulation Class:	F 155°C
Service type:	S2
Max Efficiency [%]:	76.30
Max Efficiency at full load [%]:	75.8
Efficiency at $\frac{3}{4}$ load [%]:	76.1
Efficiency at $\frac{1}{2}$ load [%]:	76.2
Efficiency class:	-

Wiring diagrams