

General Data

| | |
|-------------|-------------------|
| Model: | GT 50/2/152 C.165 |
| Code: | 2000056 |
| Series: | G2 |
| Weight [Kg] | 63.00 |

Submersible eletropumps for sewage with an inbuilt macerator in the inlet

Hydraulic

| | |
|---------------------------|----------------|
| Impeller Type: | - |
| Delivery DN [mm]: | G 2" DN50 PN10 |
| Input DN [mm]: | - |
| Free Passage [mm]: | - |
| Impeller Ø [mm]: | 170 |
| Max Pump Efficiency [%]: | 0.0 |
| Global Efficiency [%]: | 0.01 |
| Head [m]: | 22.13 |
| Flow [m ³ /h]: | 16.00 |

Tolerance according to ISO 9906:2012 3B2

Features

| | |
|------------------------|---------------------------------|
| Upper Meccanical seal: | CA/CE/Viton |
| Lower Meccanical Seal: | SIC/SIC/Viton |
| Upper Bearing: | Single raw ball bearing |
| Lower Bearing: | Double raw ball bearing |
| IP Protection: | IP68 |
| Motor protection: | present |
| Humidity sensor: | present |
| ATEX: | not present |
| Applied Paint: | Two component water-based paint |
| Cable Length [m]: | 10 |
| Lubricating Oil: | Q8 WF15 |
| Oil Quantity [Kg]: | 0.80 |

Materials

| | |
|-----------------|-----------------------|
| Pump: | - |
| Impeller: | - |
| Motor shaft: | - |
| Cooling Jacket: | Not available |
| Screw: | Stainless steel A2-70 |
| Cable: | H07RN8F |

Pumped Liquid


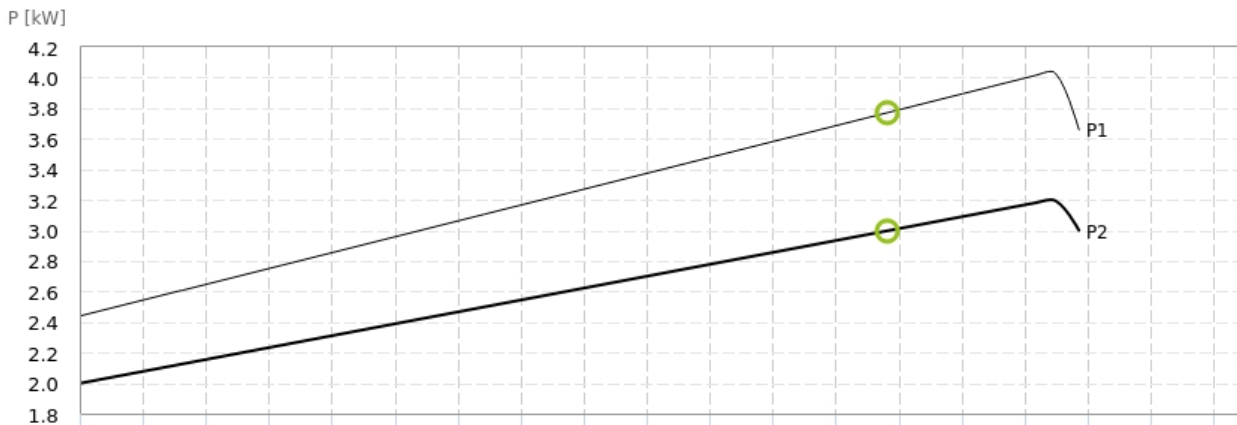
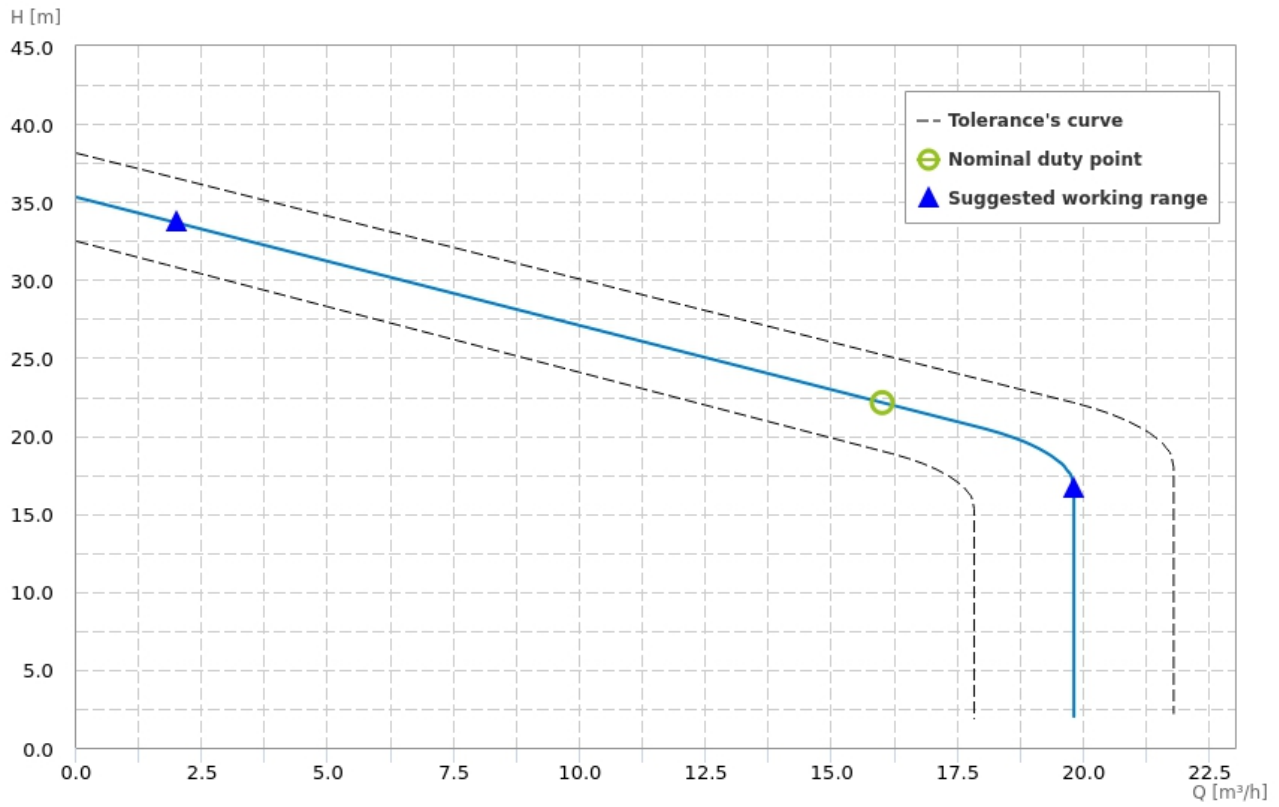
| | |
|--------------------------------|--------------------------|
| Pumped Liquid: | Light and lightly sewage |
| Density [Kg/dm ³]: | 1.1 |
| pH: | 2023-10-06 |
| Temperature Range: | 0-40°C |

Installation

| | |
|---------------------------------|---|
| Maximum depth of immersion [m]: | 20 |
| Cooling Type: | The cooling of the motor is ensured by the surrounding liquid |
| Installation: | |
| Floating on board machine: | not present |

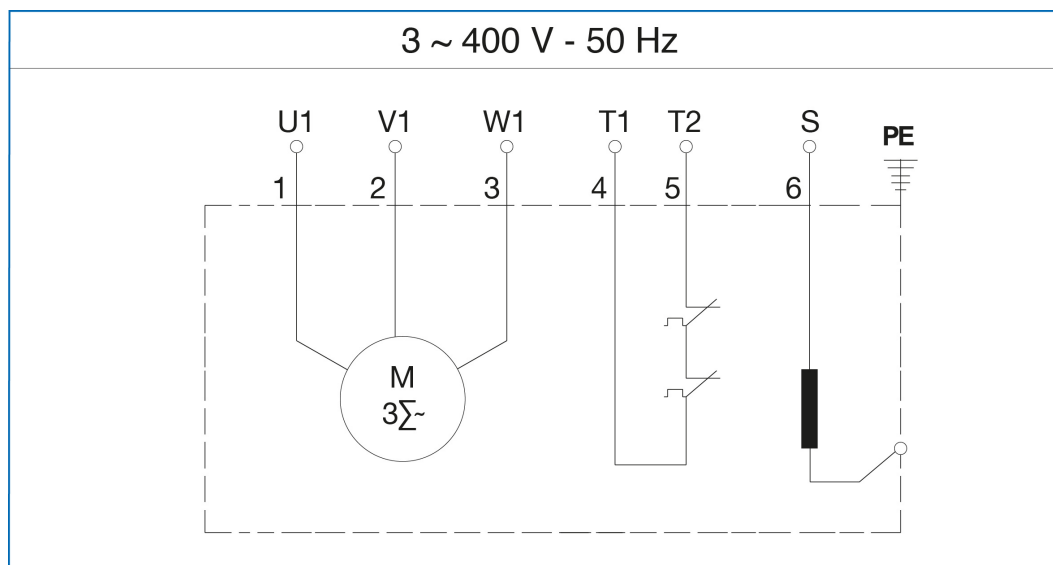


Attention: pictures for illustrative purposes



Motor

| | |
|---------------------------------------|------------|
| Motor code: | 3520600210 |
| Power P1 [kW]: | 4.00 |
| Power P2 [kW]: | 3.20 |
| Phases: | 3 |
| Frequency [Hz]: | 50 |
| Tension [V]: | 400 |
| Nominal current [A]: | 6.9 |
| Starting current [%]: | 579.0 |
| Power Factor: | 0.85 |
| R.P.M.: | 2850 |
| Starting: | D.O.L |
| Capacitor [μ F]: | 0.0 |
| Insulation Class: | F 155°C |
| Service type: | S2 |
| Max Efficiency [%]: | 84.00 |
| Max Efficiency at full load [%]: | 83.1 |
| Efficiency at $\frac{3}{4}$ load [%]: | 83.8 |
| Efficiency at $\frac{1}{2}$ load [%]: | 83.4 |
| Efficiency class: | IE2 |

Wiring diagrams

Dimensions drawing

