

### General Data

Model:	DNA 50-2/110 M/G
Code:	2001412
Series:	DNA
Weight [Kg]	28.00
Submersible pump for sewage with suspended solids	

### Hydraulic

Impeller Type:	-
Delivery DN [mm]:	DN50 PN10 G2"
Input DN [mm]:	50
Free Passage [mm]:	50
Impeller Ø [mm]:	115
Max Pump Efficiency [%]:	0.0
Global Efficiency [%]:	0.17
Head [m]:	8.75
Flow [m³/h]:	14.40

Tolerance according to ISO 9906:2012 3B2

### Features

Upper Meccanical seal:	CA/CE/Viton
Lower Meccanical Seal:	SIC/SIC/Viton
Upper Bearing:	Single raw ball bearing
Lower Bearing:	Single raw ball bearing
IP Protection:	IP68
Motor protection:	present
Humidity sensor:	not present
ATEX:	not present
Applied Paint:	Two component water-based paint
Cable Length [m]:	10
Lubricating Oil:	Q8 WF15
Oil Quantity [Kg]:	0.24

### Materials

Pump:	-
Impeller:	-
Motor shaft:	-
Cooling Jacket:	Not available
Screw:	Stainless steel A2-70
Cable:	H07RN8F

### Pumped Liquid

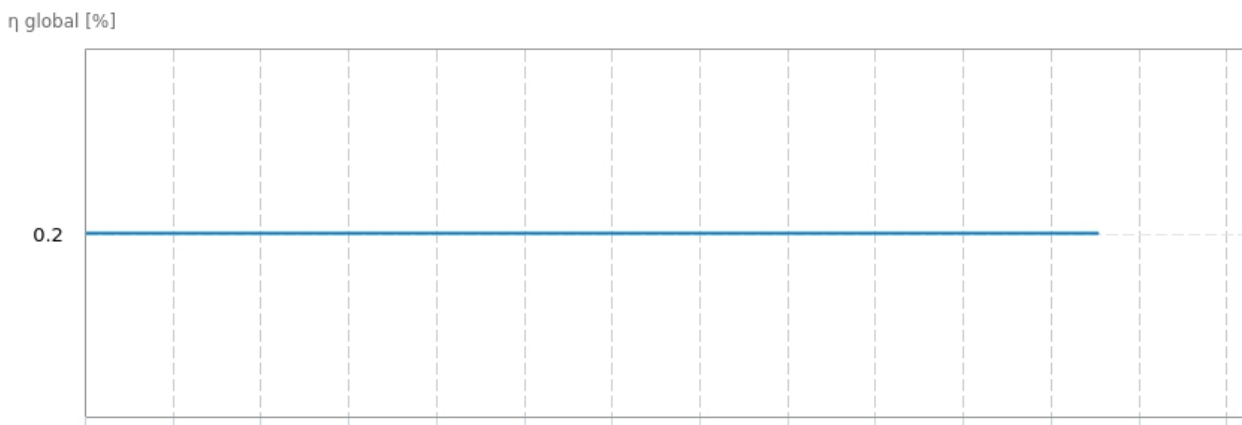
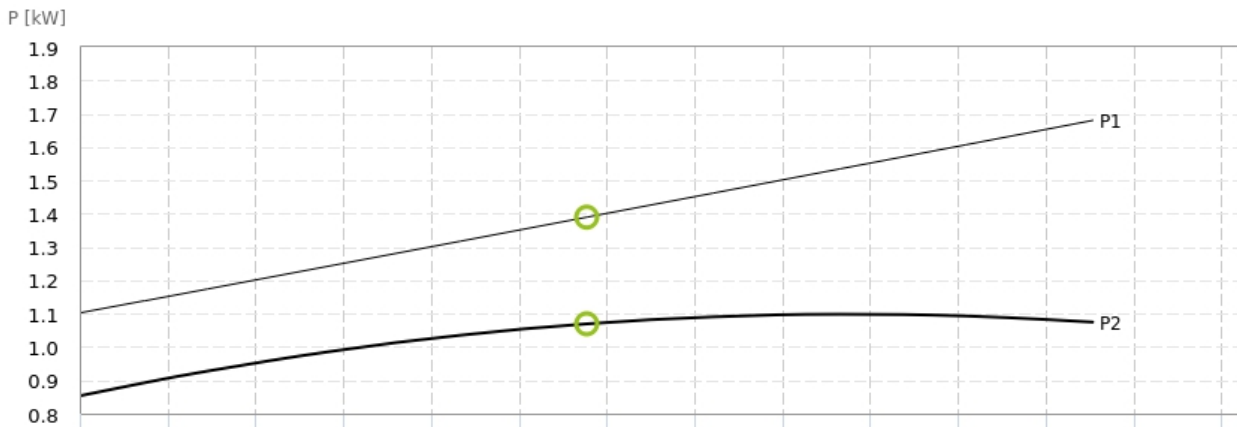
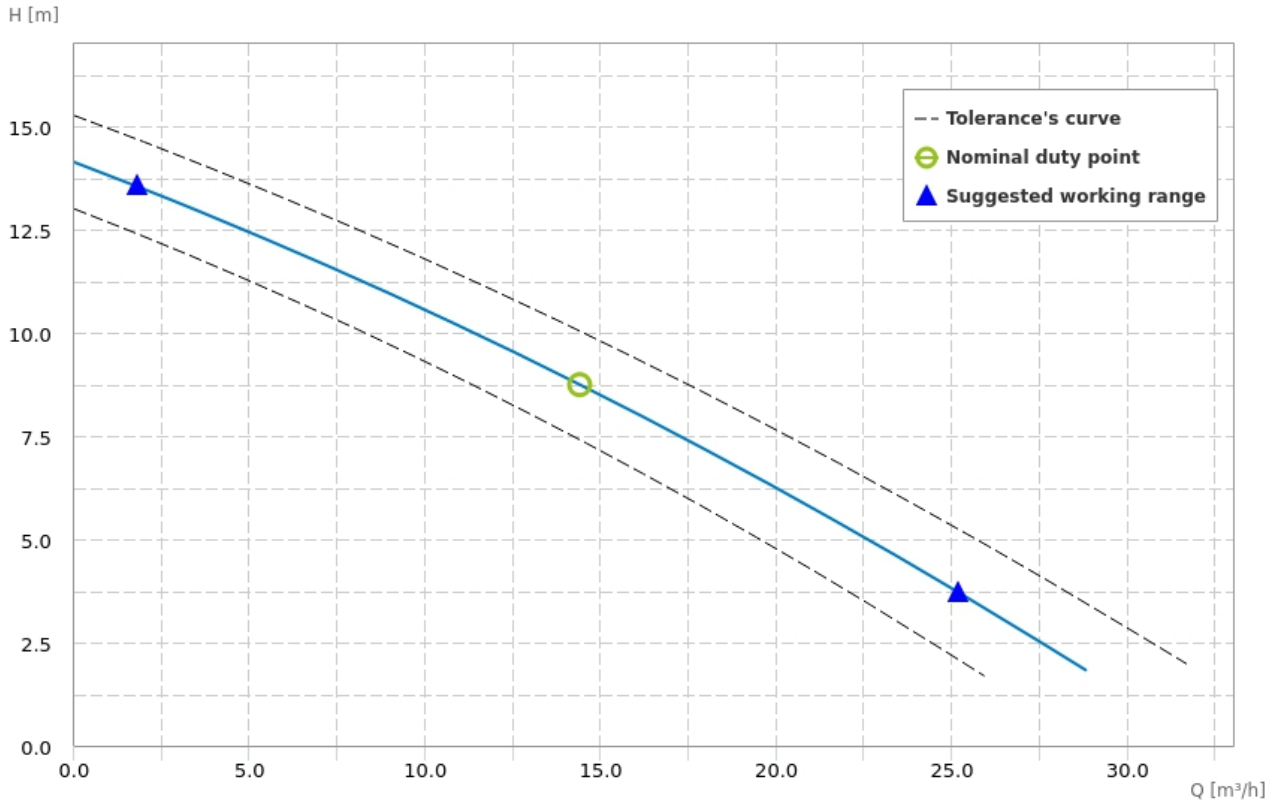
Pumped Liquid:	Sewage
Density [Kg/dm³]:	1.1
pH:	2023-10-06
Temperature Range:	0-40°C

### Installation

Maximum depth of immersion [m]:	20
Cooling Type:	The cooling of the motor is ensured by the surrounding liquid
Installation:	
Floating on board machine:	present

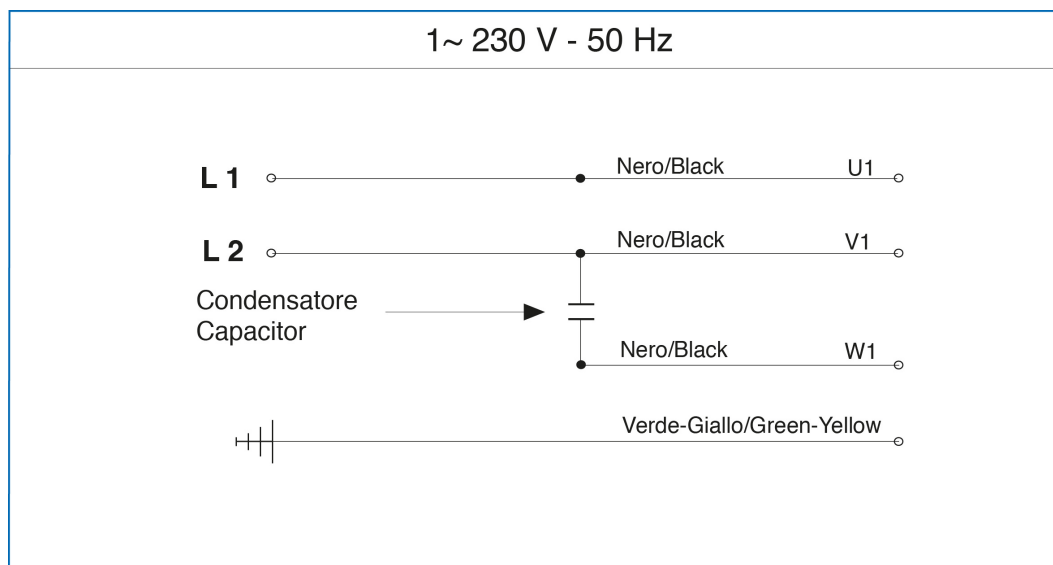


Attention: pictures for illustrative purposes



**Motor**

Motor code:	3520160210
Power P1 [kW]:	1.70
Power P2 [kW]:	1.10
Phases:	1
Frequency [Hz]:	50
Tension [V]:	230
Nominal current [A]:	7.8
Starting current [%]:	308.0
Power Factor:	0.99
R.P.M.:	2850
Starting:	D.O.L
Capacitor [ $\mu$ F]:	30.0
Insulation Class:	F 155°C
Service type:	S2
Max Efficiency [%]:	74.80
Max Efficiency at full load [%]:	72.8
Efficiency at $\frac{3}{4}$ load [%]:	74.1
Efficiency at $\frac{1}{2}$ load [%]:	68.0
Efficiency class:	-

**Wiring diagrams**

Dimensions drawing

