

**General Data**

Model:	K220.2.80 N
Code:	2001636
Series:	KAPPA
Weight [Kg]	37.00
Contractor drainage submersible pump	

**Hydraulic**

Impeller Type:	-
Delivery DN [mm]:	3" Filettata
Input DN [mm]:	-
Free Passage [mm]:	8x22mm
Impeller Ø [mm]:	-
Max Pump Efficiency [%]:	0.0
Global Efficiency [%]:	6.39
Head [m]:	11.72
Flow [m³/h]:	45.18

*Tolerance according to ISO 9906:2012 3B2*

**Features**

Upper Meccanical seal:	ND Tenuta_Meccanica_Sup
Lower Meccanical Seal:	ND Tenuta_Meccanica_Inf
Upper Bearing:	ND Cuscinetto_Sup
Lower Bearing:	ND Cuscinetto_Inf
IP Protection:	ND Classe_Protezione
Motor protection:	present
Humidity sensor:	present
ATEX:	II 2G Ex db IIB T4 Gb - Ex h IIB T4 Gb 0°C <= Ta <= +40°C
Applied Paint:	ND Vernice_Applicata
Cable Length [m]:	ND Lunghezza_Cavo
Lubricating Oil:	Q8 WF15
Oil Quantity [Kg]:	0.60

**Materials**

Pump:	-
Impeller:	-
Motor shaft:	-
Cooling Jacket:	Stainless steel
Screw:	Stainless steel A2-70
Cable:	ND Tipo_Cavo

**Pumped Liquid**

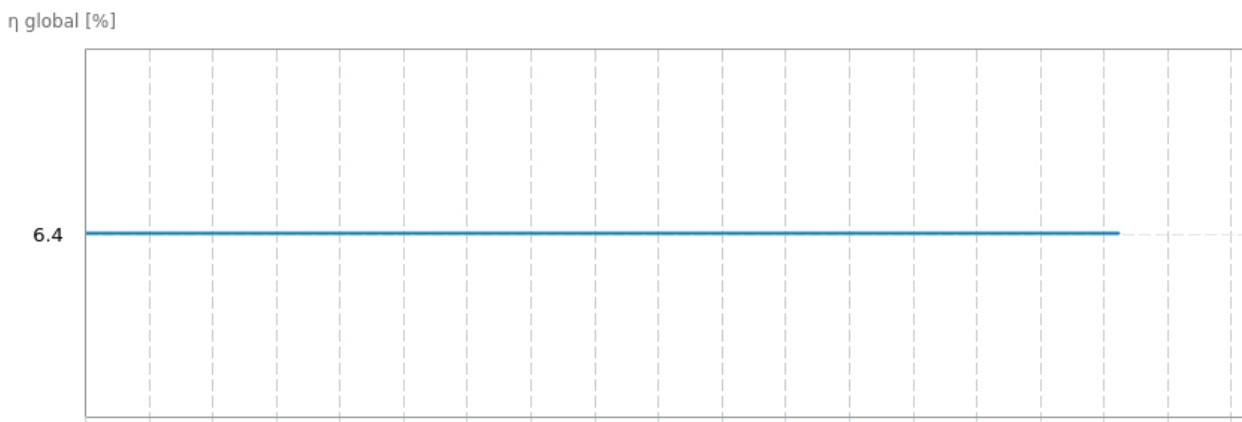
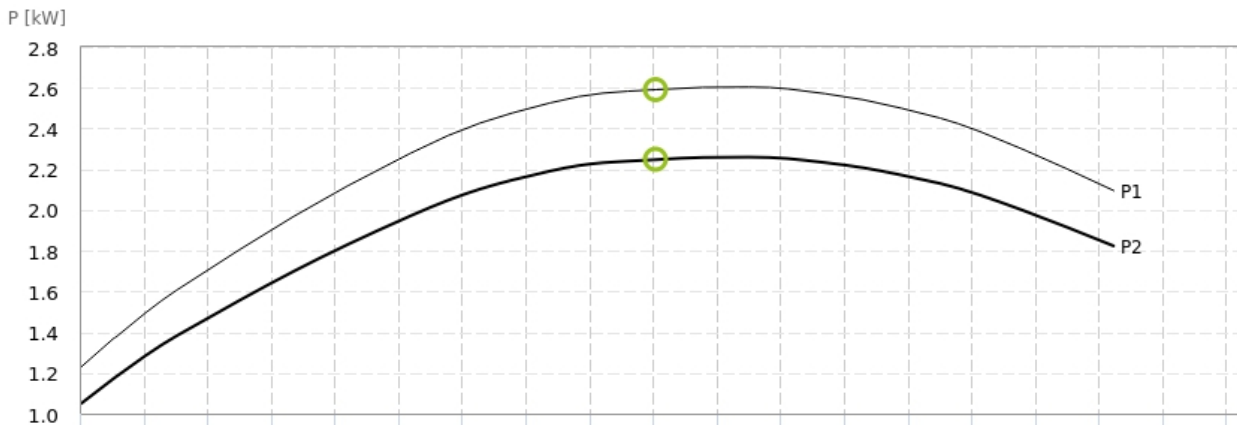
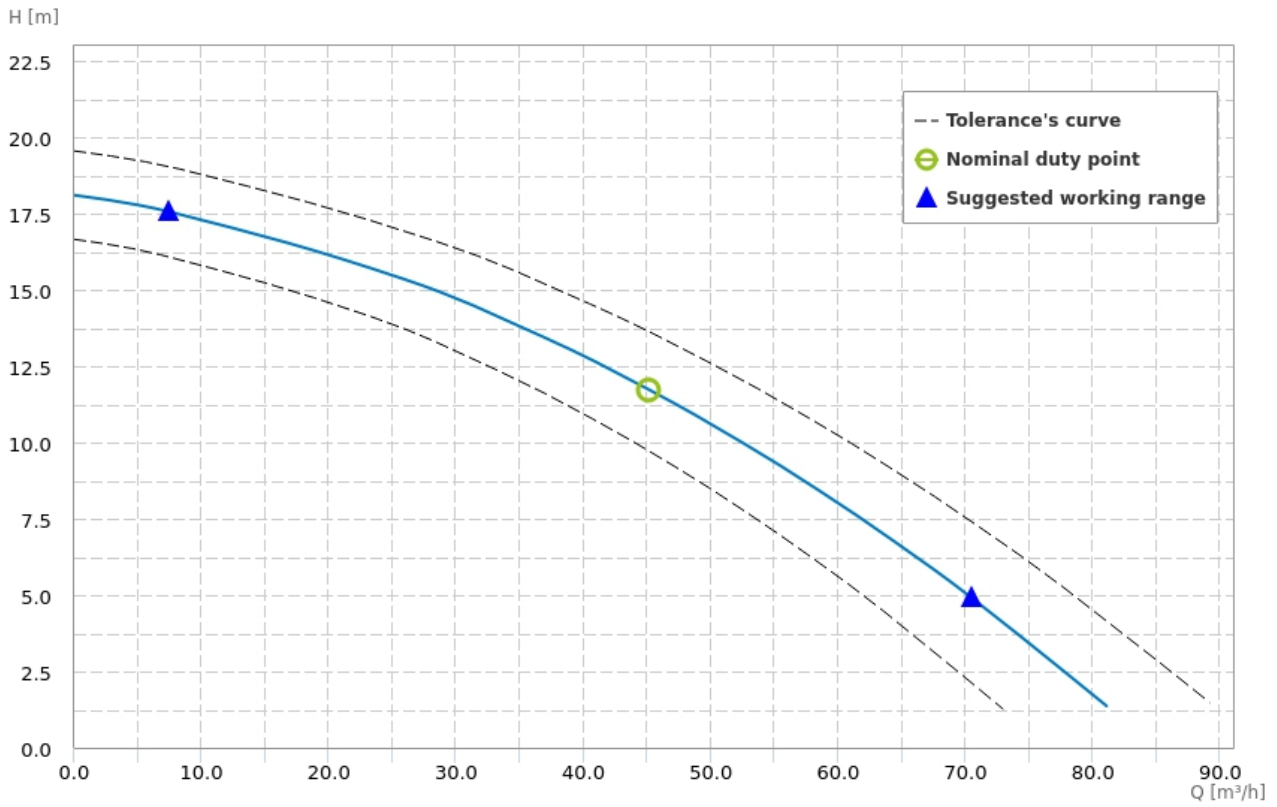
Pumped Liquid:	Liquids with abrasive particles
Density [Kg/dm³]:	1.1
pH:	2023-10-06
Temperature Range:	0-40°C

**Installation**

Maximum depth of immersion [m]:	20
Cooling Type:	Cooling Jacket
Installation:	
Floating on board machine:	not present



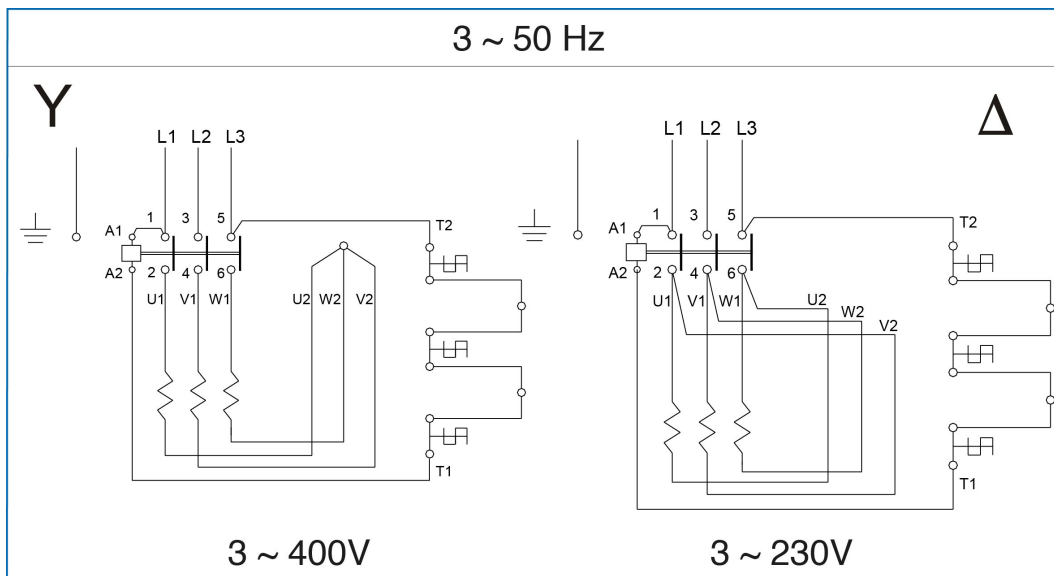
Attention: pictures for illustrative purposes



**Motor**

Motor code:	3520600210
Power P1 [kW]:	2.63
Power P2 [kW]:	2.20
Phases:	3
Frequency [Hz]:	50
Tension [V]:	400
Nominal current [A]:	5.5
Starting current [%]:	579.0
Power Factor:	0.85
R.P.M.:	2850
Starting:	D.O.L
Capacitor [ $\mu$ F]:	0.0
Insulation Class:	F 155°C
Service type:	S2
Max Efficiency [%]:	84.00
Max Efficiency at full load [%]:	89.6
Efficiency at $\frac{3}{4}$ load [%]:	89.4
Efficiency at $\frac{1}{2}$ load [%]:	89.2
Efficiency class:	IE2

**Wiring diagrams**



Dimensions drawing

