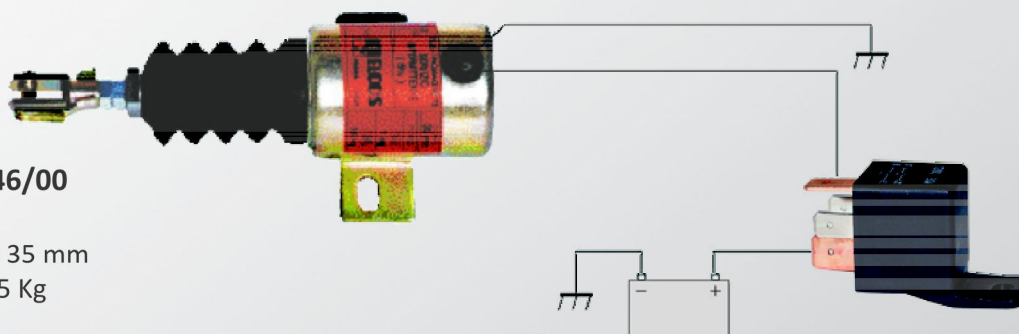



# ACCESSORIES

## STOP ELECTROMAGNETS



**ESI-046/00**


Stroke 35 mm  
Force 5 Kg



**ESI-060/00**

Stroke 50 mm  
Force 10 Kg

## PRESSURE SWITCH AND GAUGE PUMP WATER



PMA-100/00 (4-14 bar)  
PMA-102/00 (2-5 bar)

## PRESSURE SWITCH PUMP WATER



PA-100/00 (4-14 bar)  
PA-102/00 (2-5 bar)

## RADIATOR COOLANT LEVEL PROBE




for expansion tank made of: PLASTIC:  
E25  
METAL: AST - 015/00

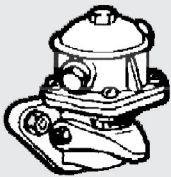
# ACCESSORIES

## STOP SOLENOID VALVES

450/NC




480/14

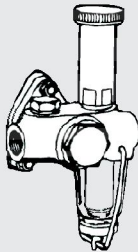


For engines with membrane fuel pump

455/NC



485/14



For engines with piston fuel pump

## ENGINE THERMOSTATS

WATER OVERTEMPERATURE 97 - M14



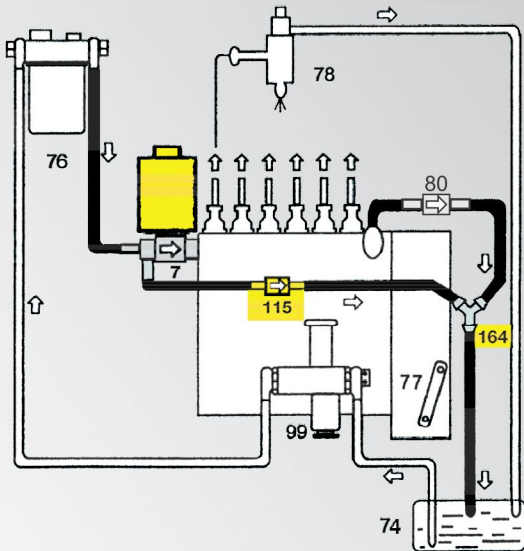
OIL OVERTEMPERATURE 130 - M14



### REDUCING NIPPLES



Female	Male
14	16 x 1.5
14	18 x 1.5
14	20 x 1.5
14	22 x 1.5
14	3/8" BSP
14	3/8" NPTF
14	1/2" BSP
14	5/8" UNF



- (7) Electrovalve closed when not energized
- (74) Diesel tank
- (76) Diesel filter
- (77) Injection pump
- (78) Atomizer
- (80) Non-return valve (to be fitted if not included in pump)
- (99) Piston pump
- (115) Exhaust valve (supplied standard)
- (164) Y-fitting (supplied standard)



