



STRUTTURA

STRUCTURE

STRUCTURE

STRUKTUR

GHA



Struttura

GHA

Modello / Model / Modèle / Model

Tutti / All / Tous / Allen

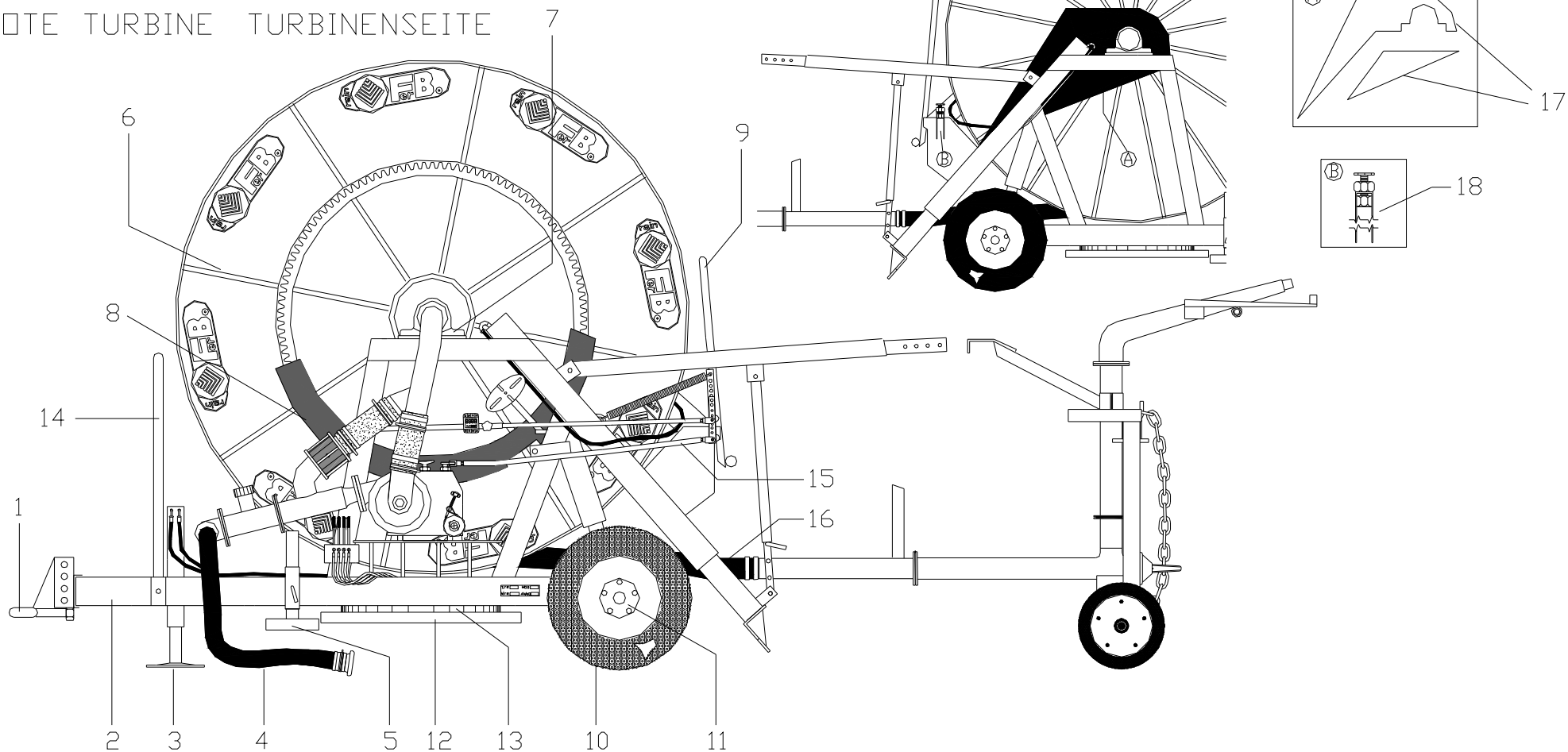
Particolare / Part / Part / Einzelheit

TELAIO COMPLETO / COMPLETE FRAME

CHASSIS COMPLET / KOMPL. RAHMEN

LATO CATENA CHAIN SIDE
COTE CHAINE KETTENSEITE

LATO TURBINA TURBINE SIDE
COTE TURBINE TURBINENSEITE





Struttura

GHA

Modello / Model / Modèle / Model

Tutti / All / Tous / Allen

Particolare / Part / Part / Einzelheit

TELAIO COMPLETO / COMPLETE FRAME

CHASSIS COMPLET / KOMPL. RAHMEN

Fig.	Cod.	Q.tà	Descrizione	Description	Description	Beschreibung	Applicazione Application Applikation
1	50-01-00183	1	Occhione	Tow-eye	Tête d'attelage	Zugöse	
2	50-01-00567	1	Telaio	Frame	Châssis	Rahmen	
3	50-01-00189	1	Piedino alza timone PIP 04	Tow-bar staker leg PIP 04	Béquille sur timon PIP 04	Zugschaft PIP 04	100/400-100/450-100/500-110/340-110/400-110/420110/450-125/300-125/340
3	50-01-00190	1	Piedino alza timone PIP 06	Tow-bar staker leg PIP 06	Béquille sur timon PIP 06	Zugschaft PIP 06	110/500-125/380-125/400-140/280-140/300
4	50-01-00606	1	Manichetta flessibile 120x108	Flexible hose 120x108	Tuyau flexible 120x108	Anspeisschlauch 120x108	
5	50-01-00194	2	Piedino per ala	Boom staker leg	Béquilles pour rampe arrosage	Zugschaft für Düsenwagen	
6	50-01-00587	1	Rullo mod. 5	Drum mod. 5	Bobine mod. 5	Trommel mod. 5	100/400-100/450-110/340-110/400-110/420
6	50-01-00588	1	Rullo mod. 5.1	Drum mod. 5.1	Bobine mod. 5.1	Trommel mod. 5.1	100/500-110/450-125/300-125/340
6	50-01-00589	1	Rullo mod. 5.2	Drum mod. 5.2	Bobine mod. 5.2	Trommel mod. 5.2	125/380-125/400
6	50-01-00590	1	Rullo mod. 5.3	Drum mod. 5.3	Bobine mod. 5.3	Trommel mod. 5.3	140/280-140/300
6	50-01-00591	1	Rullo mod. 5.4	Drum mod. 5.4	Bobine mod. 5.4	Trommel mod. 5.4	110/500
7	50-01-00237	1	Supporto rullo Ø110	Drum support Ø110	Palier bobine Ø110	Trommelstehlager Ø110	
8	50-01-00334	1	Protezione corona	Crown guard	Protection couronne	Zahnkranz Gehäuse	
9	50-01-00199	1	Snodo barra	Bar joint	Articulation barre débrayage	Abschaltbügel	
10	50-01-00270	2	Ruota 10.0/75-15.3 pr10	Wheel 10.0/75-15.3 pr10	Roue 10.0/75-15.3 pr10	Rad 10.0/75-15.3 pr10	100/400
10	50-01-00271	2	Ruota 10.0/75-15.3 pr12	Wheel 10.0/75-15.3 pr12	Roue 10.0/75-15.3 pr12	Rad 10.0/75-15.3 pr12	100/450-100/500-110/340-110/400-110/420-110/450-125/300-125/340
10	50-01-00272	2	Ruota 11.5/80-15.3 pr10	Wheel 11.5/80-15.3 pr10	Roue 11.5/80-15.3 pr10	Rad 11.5/80-15.3 pr10	
11	50-01-00288	2	Mozzo Q60 6F L270	Hub Q60 6F L270	Moyeu Q60 6F L270	Steckachse Q60 6F L270	
12	50-01-00447	1	Porta-ralla	Turn table support	Palier tourelle	Drehkranzstehlager	
13	50-01-00444	1	Ralla	Turn table	Tourelle	Drehkranz	
14	50-01-00449	1	Proteggi tubo	Hose protection	Protection tuyau	Schlauchschutz	
15	50-01-00212	1	Leva disinnesto riduttore	Gearbox release lever	Levier débrayage réducteur	Getriebe Abschaltungshebel	100/400-100/450-110/340-110/400-110/420
15	50-01-00213	1	Leva disinnesto riduttore	Gearbox release lever	Levier débrayage réducteur	Getriebe Abschaltungshebel	100/500-110/450-125/300-125/340-125/380-125/400-140/280-140/300-110/500
16		1	Tubo PE media densità*	Medium density PE hose *	Tuyau en PE médium densité *	PE Rohr *	
17	50-01-00696	1	Protezione catena	chain protection	protection chaîne	Kettenschutz	100/400-100/450-110/340-110/400-110/420
17	50-01-00697	1	Protezione catena	chain protection	protection chaîne	Kettenschutz	100/500-110/450-125/300-125/340-125/380-125/400-140/280-140/300-110/500
18	50-01-00700	1	Battuta carica carrello	trolley lifter stop point	point d'arrêt du charge-chariot	Anschlag Hebevorrichtung	

* Comunicare modello e matricola della macchina / State machine model and serial number / Spécifier modèle et numéro de série de la machine / Modell und Matrikelnummer der Maschine spezifizieren



Struttura

GHA

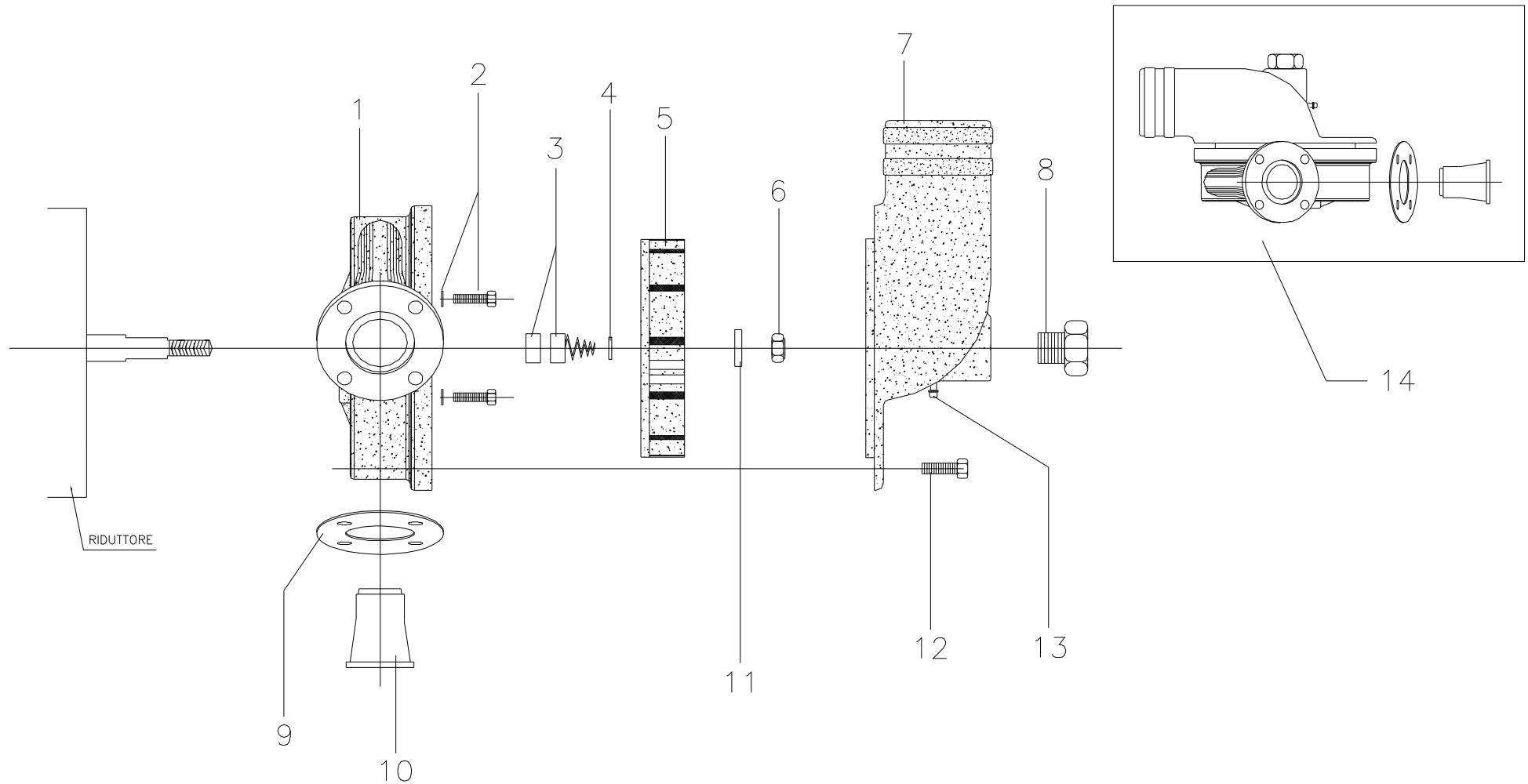
Modello / Model / Modèle / Model

Tutti / All / Tous / Allen

Particolare / Part / Part / Einzelheit

TURBINA TD 260 / TURBINE TD 260

TURBINE TD 260 / TURBINE TD 260





Struttura

GHA

Modello / Model / Modèle / Model

Tutti / All / Tous / Allen

Particolare / Part / Part / Einzelheit

TURBINA TD 260 / TURBINE TD 260

TURBINE TD 260 / TURBINE TD 260

Fig.	Cod.	Q.tà	Descrizione	Description	Description	Beschreibung	Applicazione Application Applikation
1	50-01-00062	1	Cassa turbina 260	Turbine box 260	Caisse turbine 260	Turbinengehäuse 260	
2	50-01-00090	4	Vite 8x35 T.C.E.I. + rondella in rame	Screw 8x35 T.C.E.I. + washer	Vis 8x35 T.C.E.I. + rondelle	Schraube 8x35 T.C.E.I. + Scheibe	
3	50-01-00073	1	Tenuta Roten Ø18	Roten seal Ø18	Joint Roten Ø18	Roten Gleitringdichtung Ø18	
4	50-01-00075	1	Spessore 15x21x1,2	Washer 15x21x1,2	Epaisseur 15x21x1,2	Ring 15x21x1,2	
5	50-01-00065	1	Girante 260	Impeller 260	Roue tournante 260	Turbinenlaufrad 260	
6	50-01-00077	1	Dado autobloccante M14	Self-locking nut M14	Ecrou autobloquant M14	Selbstbefestigungsm. M14	
7	50-01-00070	1	Coperchio turbina 260	Turbine guard 260	Protection turbine 260	Lagerdeckel i. Gehäuse 260	
8	50-01-00079	1	Tappo in ottone	Cap	Bouchon	Kupferschraube	
9	50-01-00101	1	Guarnizione ugello turbina	Turbine nozzle gasket	Joint pour buse turbine	Turbinendüsedichtung	
10	50-01-00096	1	Boccaglio turbina Ø30	Turbine nozze Ø30	Buse turbine Ø30	Turbinendüse Ø30	Ø100
10	50-01-00097	1	Boccaglio turbina Ø32	Turbine nozze Ø32	Buse turbine Ø32	Turbinendüse Ø32	Ø110
10	50-01-00098	1	Boccaglio turbina Ø34	Turbine nozze Ø34	Buse turbine Ø34	Turbinendüse Ø34	Ø125-140
11	50-01-00086	1	Fermo 260	Catch 260	Arrêt 260	Halter 260	
12	50-01-00089	11	Vite 10x35 T.C.E.I. rondella Ø10	Screw 10x35 T.C.E.I. + washer Ø10	Vis 10x35 T.C.E.I. +rondelle Ø10	Schraube 10x35 T.C.E.I. + Scheibe Ø10	
13	50-01-00081	1	Valvola di scarico 1/4"	Outlet valve 1/4"	Vanne de décharge 1/4"	Unterdruckabschaltventil 1/4"	
14	50-01-00107	1	Turbina completa mod. 260	Complet turbine mod. 260	Turbine complète mod. 260	Turbine kompl. Mod. 260	



Struttura

GHA

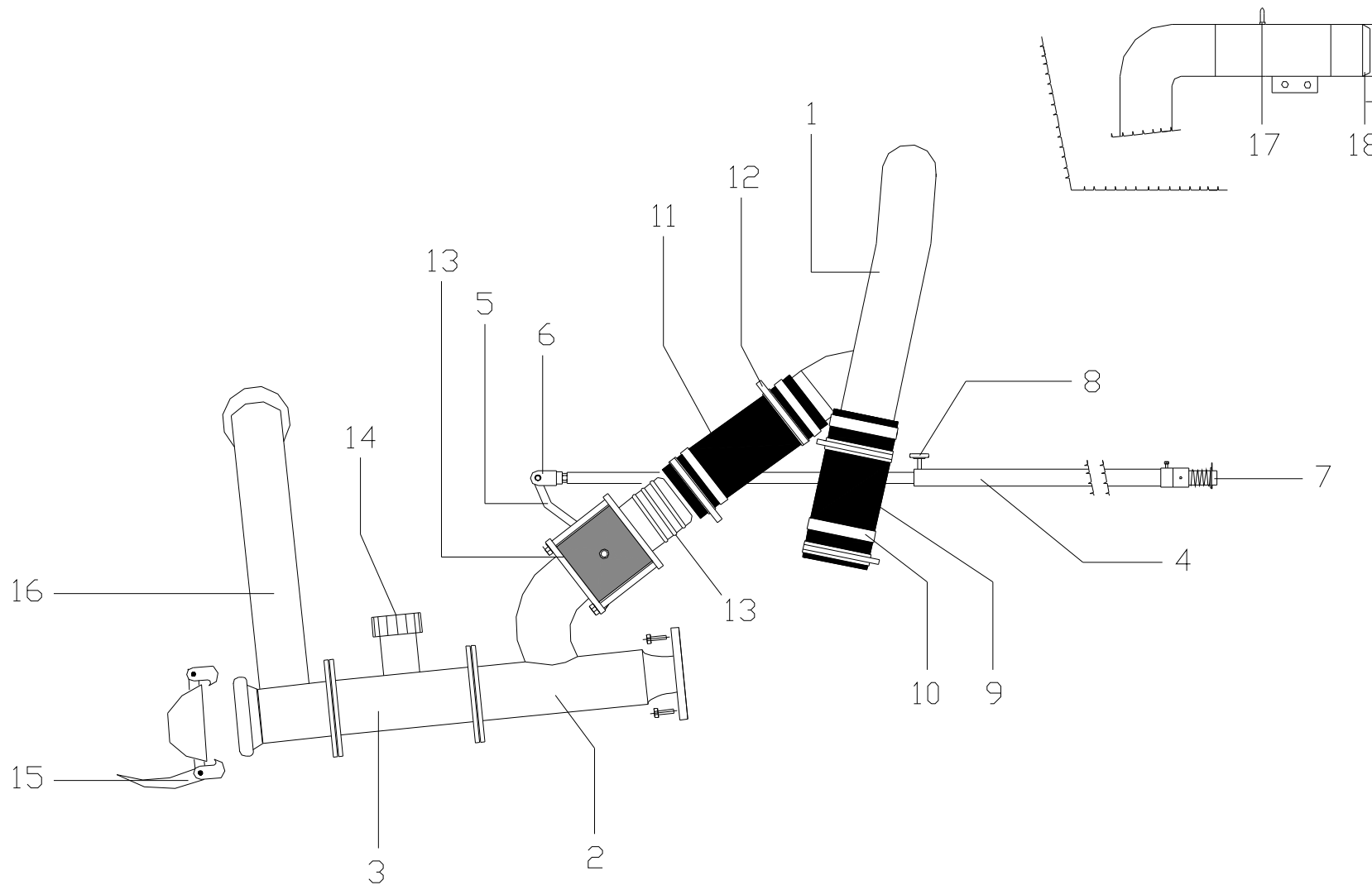
Modello / Model / Modèle / Model

Tutti / All / Tous / Allen

Particolare / Part / Part / Einzelheit

PERCORSO ACQUA / WATER PIPEWORK

PARCOURS de l'EAU / EINLAUFVERROHRUNG





Struttura

GHA

Modello / Model / Modèle / Model

Tutti / All / Tous / Allen

Particolare / Part / Part / Einzelheit

PERCORSO ACQUA / WATER PIPEWORK

PARCOURS de l'EAU / EINLAUFVERROHRUNG

Fig.	Cod.	Q.tà	Descrizione	Description	Description	Beschreibung	Applicazione Application Applikation
1	50-01-00007	1	Percorso acqua sopraturbina (R2700)	Pipe work up (R2700)	Parcours de l'eau sur turbine (R2700)	Verrohrung über Turbine (R2700)	100/400-100/450-110/340-110/400-110/420
1	50-01-00008	1	Percorso acqua sopraturbina (R2900-R3000)	Pipe work up (R2900-R3000)	Parcours de l'eau sur turbine (R2900-R3000)	Verrohrung über Turbine (R2900-R3000)	100/500-110/450-125/300-125/340-125/380-125/400-140/280-140/300-110/500
2	50-01-00017	1	Percorso acqua sottoturbina	Pipe work bottom	Parcours de l'eau sous turbine	Verrohrung unter Turbine	
3	50-01-00023	1	Tronchetto percorso acqua	Pipe work section	Section du parcours de l'eau	Verrohrungsstrecke	
4	50-01-00221	1	Leva regolatore by-pass	By-pass adjusting lever	Levier régulateur by-pass	By-pass Verstellbarhebel	
5	50-01-00225	1	Regolatore By-pass	By-pass adjuster	Régulateur By-pass	By-pass Verstellung	
6	50-01-00255	1	Forcella Ø8 lunga con serraggio	Fork Ø8	Fourchette Ø8	Gabel Ø8	
7	50-01-00293	1	Molla con pos-85	Spring	Ressort	Feder	
8	50-01-00296	1	Pomello Ø40 8x15	Hand-grip Ø40 8x15	Bouton Ø40 8x15	Knopf Ø40 8x15	
9	50-01-00051	mt 0,30	Tubo in gomma Ø120	Rubber hose Ø120	Tuyau en caoutchouc Ø120	Schlauch Ø120	
10	50-01-00253	4	Fascette 131x139	Clamp 131x139	Bande 131x139	Schelle 131x139	
11	50-01-00048	mt 0,30	Tubo in gomma Ø90	Rubber hose Ø90	Tuyau en caoutchouc Ø90	Schlauch Ø90	
12	50-01-00249	4	Fascette 98x103	Clamp 98x103	Bande 98x103	Schelle 98x103	
13	50-01-00056	1	Valvola by-pass 3"	By-pass valve 3"	Vanne by-pass 3"	By-pass Ventil 3"	
14	50-01-00052	1	Tappo esagonale Ø60	Hexagonal cap Ø60	Bouchon hexagonal Ø60	Sechseckig Kupfer Ø60	
15	50-01-00520	1	Tappo Bauer Ø108	Bauer cap Ø108	Bouchon Bauer Ø108	Bauer Kupfer Ø108	
16	50-01-00020	1	Traversa percorso acqua	Pipe work crossbar	Traverse du parcours de l'eau	Kreuzstange Verrohrung	
17	50-01-00035	1	Tenuta acqua Ø110	Seal-pipe Ø110	Tube à étanche d'eau Ø110	Dichtungsrohr Ø110	
18	50-01-00043	1	Guarnizione LOM+OR 625 Ø110	LOM+OR gasket 625 Ø110	Garniture LOM+OR 625 Ø110	LOM+OR Dichtung 625 Ø110	



Struttura

GHA

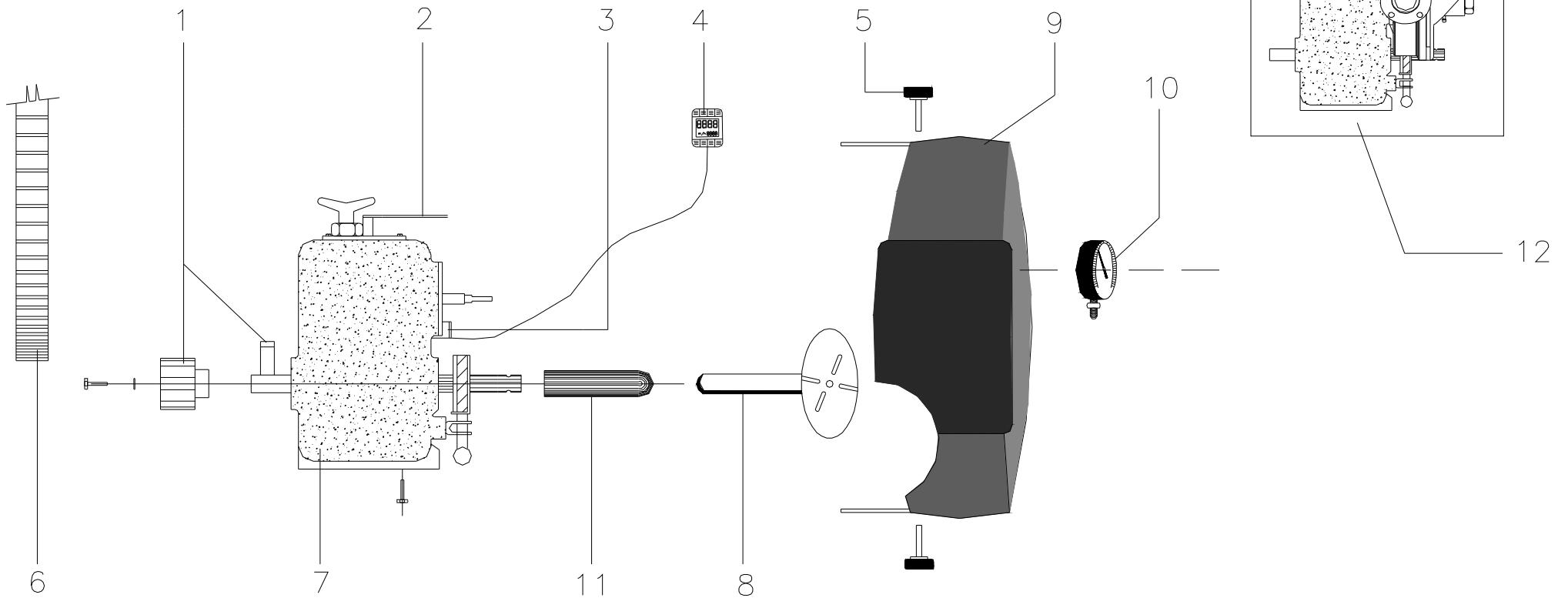
Modello / Model / Modèle / Model

Tutti / All / Tous / Allen

Particolare / Part / Part / Einzelheit

ACCOPPIAMENTO RIDUTTORE - CORONA DENTATA / GEARBOX - TOOTHED CROWN ASSEMBLY

GROUP REDUCTEUR - COURONNE / GETRIEBE-KEILRIEMENSCH. - ZAHNKRANZ AGGREGAT





Struttura

GHA

Modello / Model / Modèle / Model

Tutti / All / Tous / Allen

Particolare / Part / Part / Einzelheit

ACCOPIAMENTO RIDUTTORE - CORONA DENTATA / GEARBOX - TOOTHED CROWN ASSEMBLY

GROUP REDUCTEUR - COURONNE / GETRIEBE-KEILRIEMENSCH. - ZAHNKRANZ AGGREGAT

Fig.	Cod.	Q.tà	Descrizione	Description	Description	Beschreibung	APPLICAZIONE APPLICATION APPLIKATION
1	50-01-00312	1	Pignone con chiavetta Z11 M8,5 Ø35	Pinion with key Z11 M8,5 Ø35	Pignon avec clef Z11 M8,5 Ø35	Antriebzahnrad Z11 M8,5 Ø35	
2	50-01-00224	1	Disinnesto riduttore	Gearbox release	Débrayage réducteur	Getriebe Abschaltung	
3	50-01-00335	1	Magnete con blocco in PVC	Magnet with PVC block	Aimant avec bloc en PVC	Magnet mit PVC Block	
4	50-01-00336	1	Contametri digitale	Digital counter-meters	Compte-metres digital	Digital Meterzähler	
5	50-01-00296	3	Pomello Ø40 8x15	Hand-grip Ø40 8x15	Bouton Ø40 8x15	Knopf Ø40 8x15	
6	50-01-00322	1	Corona dentata 1850 50x40	Toothed crown 1850 50x40	Couronne 1850 50x40	Zahnkranz 1850 50x40	100/400-100/450-110/340-110/400-110/420
6	50-01-00323	1	Corona dentata 2060	Toothed crown 2060	Couronne 2060	Zahnkranz 2060	100/500-110/450-125/300-125/340-125/380-125/400-140/280-140/300-110/500
7	50-01-00305	1	Riduttore D-744 4 velocità	Gearbox D-744 4 speed	Réducteur D-744 4 vitesses	Getriebe D-744 4 Geschwind.	
8	50-01-00337	1	Volantino	Hand wheel	Volant	Handrad	
9	50-01-00334	1	Protezione turbina	Turbine guard	Protection turbine	Turbinegehäuse	
10	50-01-00339	1	Manometro alla glicerina	Manometer	Manomètre	Manometer	
11	50-01-00338	1	Cappuccio PDF	Pto cap	Capuchon prise de forse	Haube	
12	50-01-00679	1	Turboriduttore	Gearbox+turbine	Réducteur+turbine	Getriebe+Turbine	



Struttura

GHA

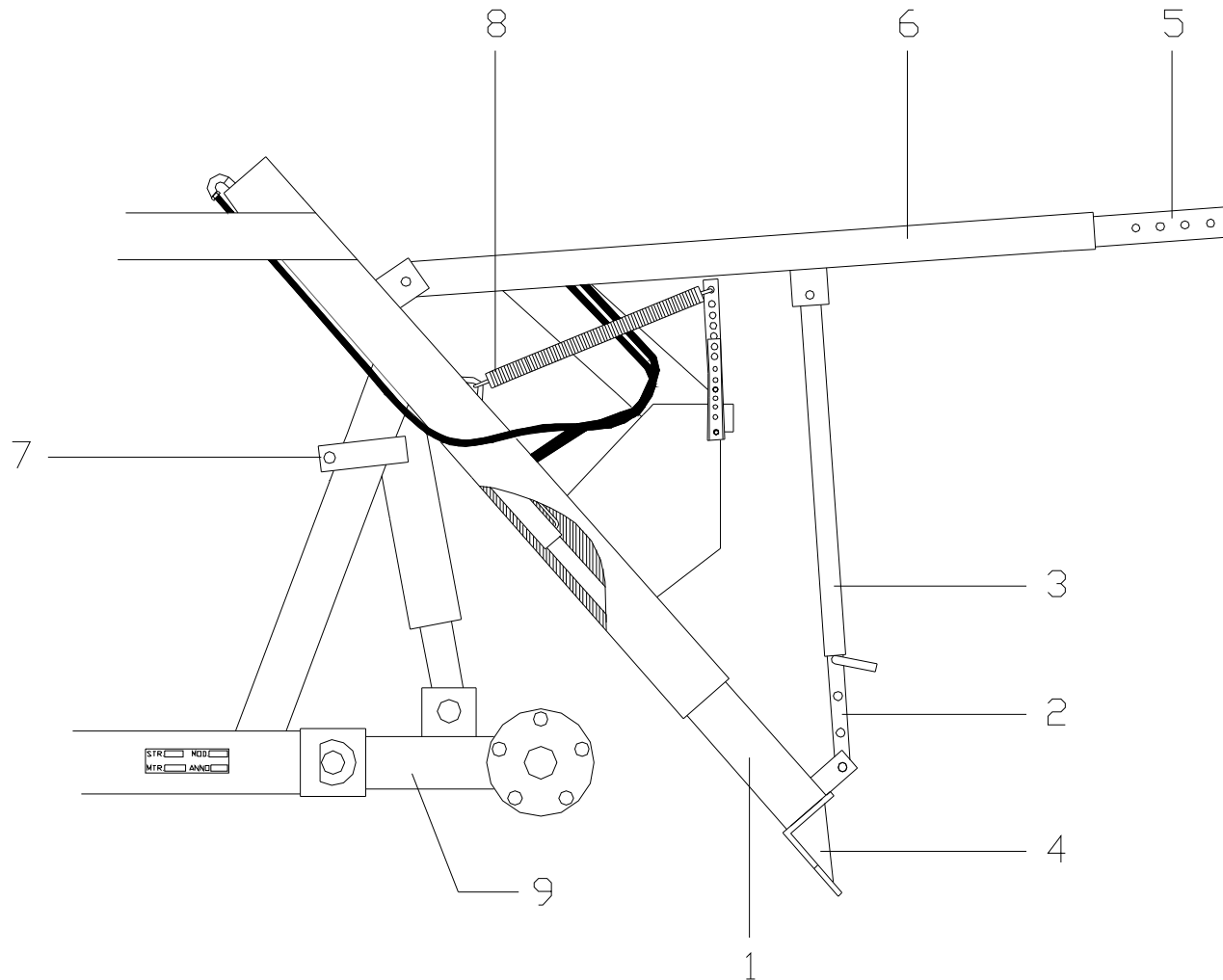
Modello / Model / Modèle / Model

Tutti / All / Tous / Allen

Particolare / Part / Part / Einzelheit

ANCORAGGIO E SOLLEVAMENTO CARRELLO / TROLLEY FIXING AND LIFTING

MOUILLAGE ET CHARGEMENT CHARIOT / STATIVVERANKERUNG UND HEBEN





Struttura

GHA

Modello / Model / Modèle / Model

Tutti / All / Tous / Allen

Particolare / Part / Part / Einzelheit

ANCORAGGIO E SOLLEVAMENTO CARRELLO / TROLLEY FIXING AND LIFTING

MOUILLAGE ET CHARGEMENT CHARIOT / STATIVVERANKERUNG UND HEBEN

Fig.	Cod.	Q.tà	Descrizione	Description	Description	Beschreibung	Applicazione Application Applikation
1	50-01-00343	2	Sfilabile interno di stazionamento	Internal staker leg	Béquille intérieure	Zugshaftinnenseite	
2	50-01-00349	2	Sfilabile verticale interno	Vertical internal leg	Béquille interieure verticale	Zugshaftinnenseite vertikal	
3	50-01-00350	2	Sfilabile verticale esterno	Vertical external leg	Béquille exterieure verticale	Zugshaftaussenseite vertikal	
4	50-01-00347	2	Vanghetta	Spade	Bêche	Spaten	
5	50-01-00358	1	Carica carrello interno	Internal trolley lifter	Chargeur du chariot intérieur	Innenhebevorrichtung	
6	50-01-00359	1	Carica carrello esterno	External trolley lifter	Chargeur du chariot extérieur	Außenhebevorrichtung	
7	50-01-00364	1	Cricchetto	Jack	Cric	Sperrklinke	
8	50-01-00292	1	Molla 200x38x4	Spring 200x38x4	Ressort 200x38x4	Feder 200x38x4	
9	50-01-00684	1	Supporto ruota con mozzo	Wheel support with hub	Palier roue avec moyeu	Radhalter mit Nabe	



Struttura

GHA

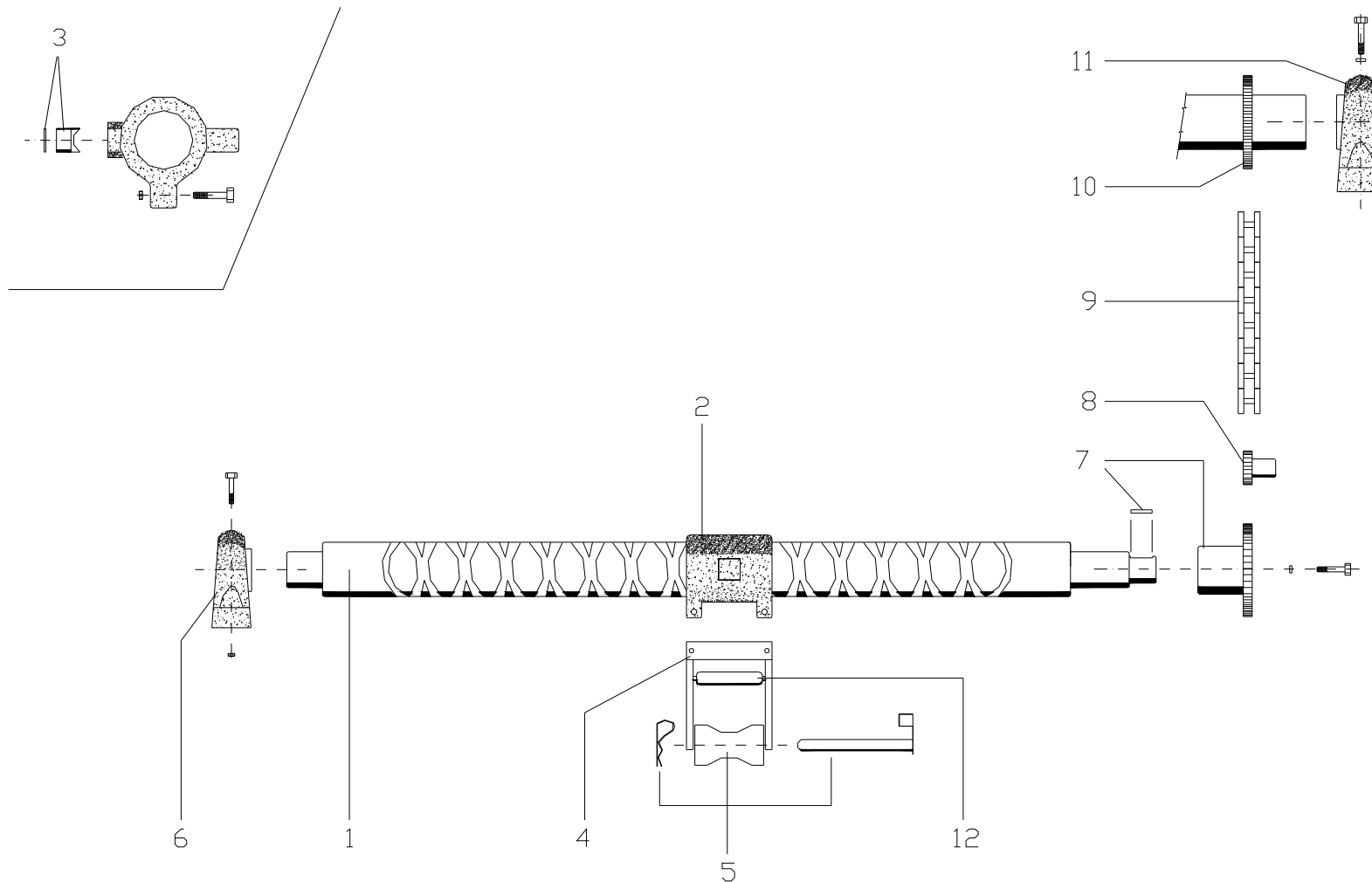
Modello / Model / Modèle / Model

Tutti / All / Tous / Allen

Particolare / Part / Part / Einzelheit

BARRA di SCORRIMENTO / SLIDING BAR

BARRE de ECOULEMENT / GLEITUNGSTANGE





Struttura

GHA

Modello / Model / Modèle / Model

Tutti / All / Tous / Allen

Particolare / Part / Part / Einzelheit

BARRA di SCORRIMENTO / SLIDING BAR

BARRE de ECOULEMENT / GLEITUNGSTANGE

Fig.	Cod.	Q.tà	Descrizione	Description	Description	Beschreibung	Applicazione Application Applikation
1	50-01-00112	1	Barra di scorrimento L 1565	Sliding bar L 1565	Barre d'écoulement L 1565	Gleitungsstange L 1565	
2	50-01-00118	1	Blocco di scorrimento	Sliding block	Bloc d'écoulement	Gleitungsblock	
3	50-01-00122	1	Nottolino Ø 40 mod. 2	Pawl Ø 40 mod. 2	Taquet Ø 40 mod. 2	Klinke Ø 40 Mod. 2	
4	50-01-00145	1	Supporto entrata tubo PE	PE hose inlet support	Palier entrée tuyau PE	Spulwagenrahmen	Ø100-110-120-125
4	50-01-00146	1	Supporto entrata tubo PE	PE hose inlet support	Palier entrée tuyau PE	Spulwagenrahmen	Ø140
5	50-01-00129	1	Rocchetto in nylon	Nylon reel	Bobine en nylon	Nylon Spule	
6	50-01-00230	2	Supporto UCP 208	UCP 208 support	Palier UCP 208	UCP 208 Stehlager	
7	50-01-00176	1	Pignone 5/8 Z15 Ø30	Pinion 5/8 Z15 Ø30	Pignon 5/8 Z15 Ø30	Kettenrad 5/8 Z15 Ø30	Ø100
7	50-01-00175	1	Pignone 5/8 Z14 Ø30	Pinion 5/8 Z14 Ø30	Pignon 5/8 Z14 Ø30	Kettenrad 5/8 Z14 Ø30	Ø110-125
7	50-01-00173	1	Pignone 5/8 Z11 Ø30	Pinion 5/8 Z11 Ø30	Pignon 5/8 Z11 Ø30	Kettenrad 5/8 Z11 Ø30	Ø140
8	50-01-00123	1	Tendicatena 5/8	Chain stretcher 5/8	Tendeur de chaîne 5/8	Kettenspanner 5/8	
9	50-01-00124	mt 4	Catena 5/8	Chain 5/8	Chaîne 5/8	Kette 5/8	
10	50-01-00160	1	Corona 5/8 Z34 Ø75	Crown 5/8 Z34 Ø75	Couronne 5/8 Z34 Ø75	Zahnkranz 5/8 Z34 Ø75	Ø100
10	50-01-00161	1	Corona 5/8 Z35 Ø75	Crown 5/8 Z35 Ø75	Couronne 5/8 Z35 Ø75	Zahnkranz 5/8 Z35 Ø75	Ø110-140
10	50-01-00655	1	Corona 5/8 Z40 Ø75	Crown 5/8 Z40 Ø75	Couronne 5/8 Z40 Ø75	Zahnkranz 5/8 Z40 Ø75	Ø125
11	50-01-00232	1	Supporto UCP 212	UCP 212 support	Palier UCP 212	UCP 212 Stehlager	
12	50-01-00128	1	Rocchetto in ferro Ø32 L130	Iron reel Ø32 L130	Bobine en fer Ø32 L130	Eisenspule Ø32 L130	



Struttura

GHA

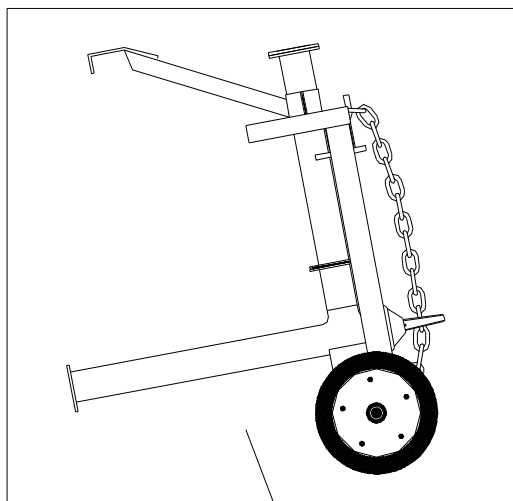
Modello / Model / Modèle / Model

Tutti / All / Tous / Alle

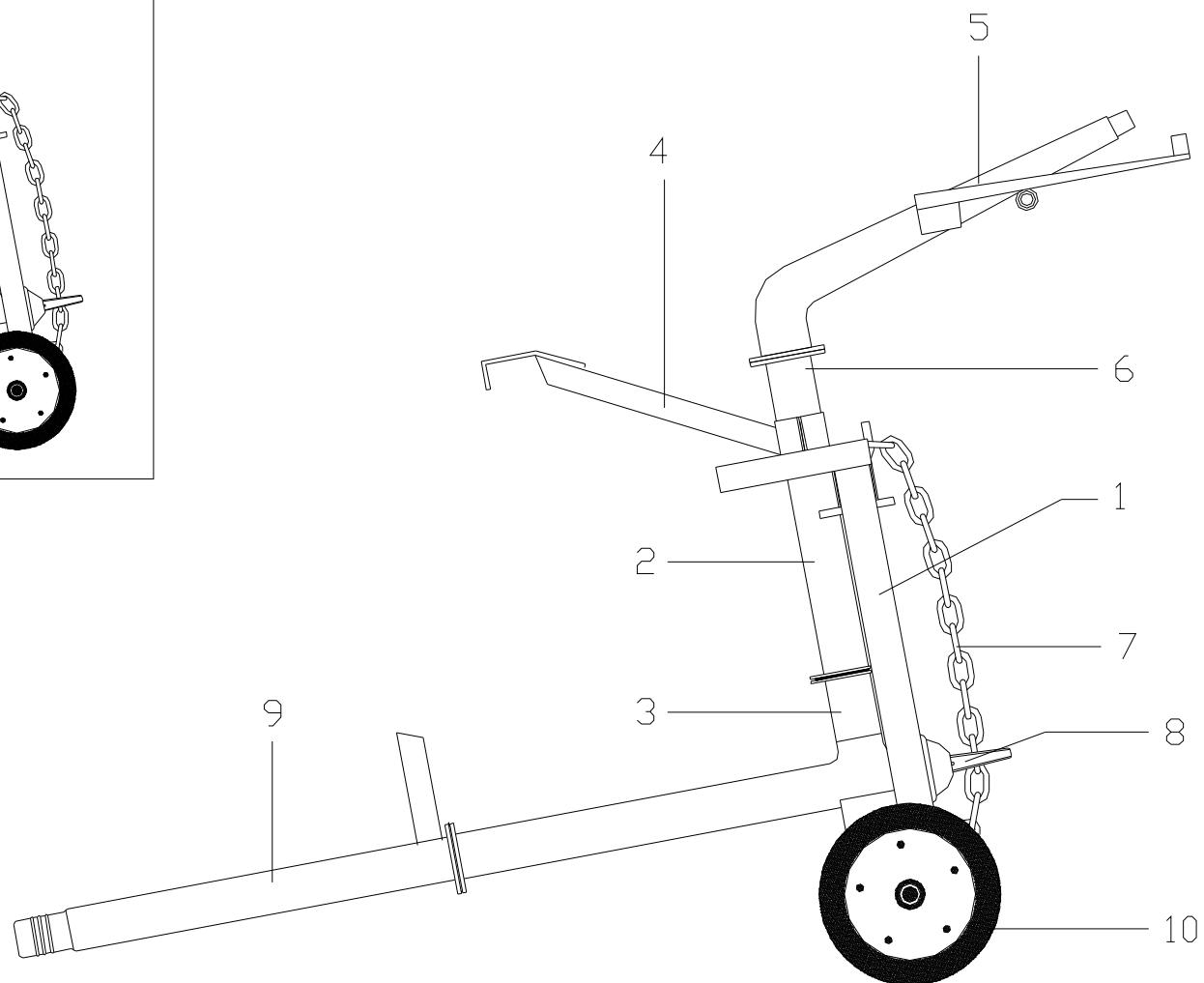
Particolare / Part / Part / Einzelheit

CARRELLO / TROLLEY

CHARIOT / STATIV



11





Struttura

GHA

Modello / Model / Modèle / Model

Tutti / All / Tous / Alle

Particolare / Part / Part / Einzelheit

CARRELLO / TROLLEY

CHARIOT / STATIV

Fig.	Cod.	Q.tà	Descrizione	Description	Description	Beschreibung	Applicazione Application Applikation
1	50-01-00378	2	Gamba carrello	Trolley leg	Pied du chariot	Stativradhalter	
2	50-01-00386	1	Corpo carrello superiore	Up trolley body	Châssis du chariot supérieur	Überstativmittelrohr	
3	50-01-00387	1	Corpo carrello inferiore	Bottom trolley body	Châssis du chariot inférieur	Unterstativmittelrohr	
4	50-01-00397	1	Gancio di sollevamento carrello	Trolley lifter hook	Crochet pour chargeur du chariot	Hebenvorrichtungshaken	
5	50-01-00612	1	Irrigatore RANGER	Sprinkler RANGER	Asperseur RANGER	Regner RANGER	Ø90-100-110
5	50-01-00616	1	Irrigatore TWIN 140	Sprinkler TWIN 140	Asperseur TWIN 140	Regner TWIN 140	Ø90-100
5	50-01-00617	1	Irrigatore TWIN 160	Sprinkler TWIN 160	Asperseur TWIN 160	Regner TWIN 160	Ø110
5	50-01-00613	1	Irrigatore EXPLORER	Sprinkler EXPLORER	Asperseur EXPLORER	Regner EXPLORER	Ø125-140
5	50-01-00618	1	Irrigatore TWIN 202	Sprinkler TWIN 202	Asperseur TWIN 202	Regner TWIN 202	Ø125-140
6	50-01-00420	1	Adattatore YUPITER-RANGER	YUPITER-RANGER dapter	Adaptateur YUPITER-RANGER	Adapter YUPITER-RANGER	Ø90-100-110
6	50-01-00667	1	Adattatore YUPITER-TWIN 140	YUPITER-TWIN 140 dapter	Adaptateur YUPITER-TWIN 140	Adapter YUPITER-TWIN 140	Ø90-100
6	50-01-00421	1	Adattatore YUPITER-EXPLORER	YUPITER-EXPLORER adapter	Adaptateur YUPITER-EXPLORER	Adapter YUPITER-EXPLORER	Ø120-125
7	50-01-00439	mt 1,30	Catena Ø12	Chain Ø12	Chaîne Ø12	Kette Ø12	
8	50-01-00520	1	Tappo Bauer Ø108	Bauer cap Ø108	Bouchon Bauer Ø108	Bauer Kupfer Ø108	
9	50-01-00410	1	Bocchettone	Trolley knock-off *	Barre de débrayage *	Abschalt Klemmvorrichtung	Ø100-110
9	50-01-00411	1	Bocchettone	Trolley knock-off *	Barre de débrayage *	Abschalt Klemmvorrichtung	Ø125
9	50-01-00412	1	Bocchettone	Trolley knock-off *	Barre de débrayage *	Abschalt Klemmvorrichtung	Ø140
10	50-01-00278	2	Ruota carrello 516x140	Trolley wheel 516x140	Roue du chariot 516x140	Stativ Rad 516x140	
11	50-01-00430	1	Carrello completo	Complete trolley	Chariot complète	Stativ kompl.	



Struttura

GHA

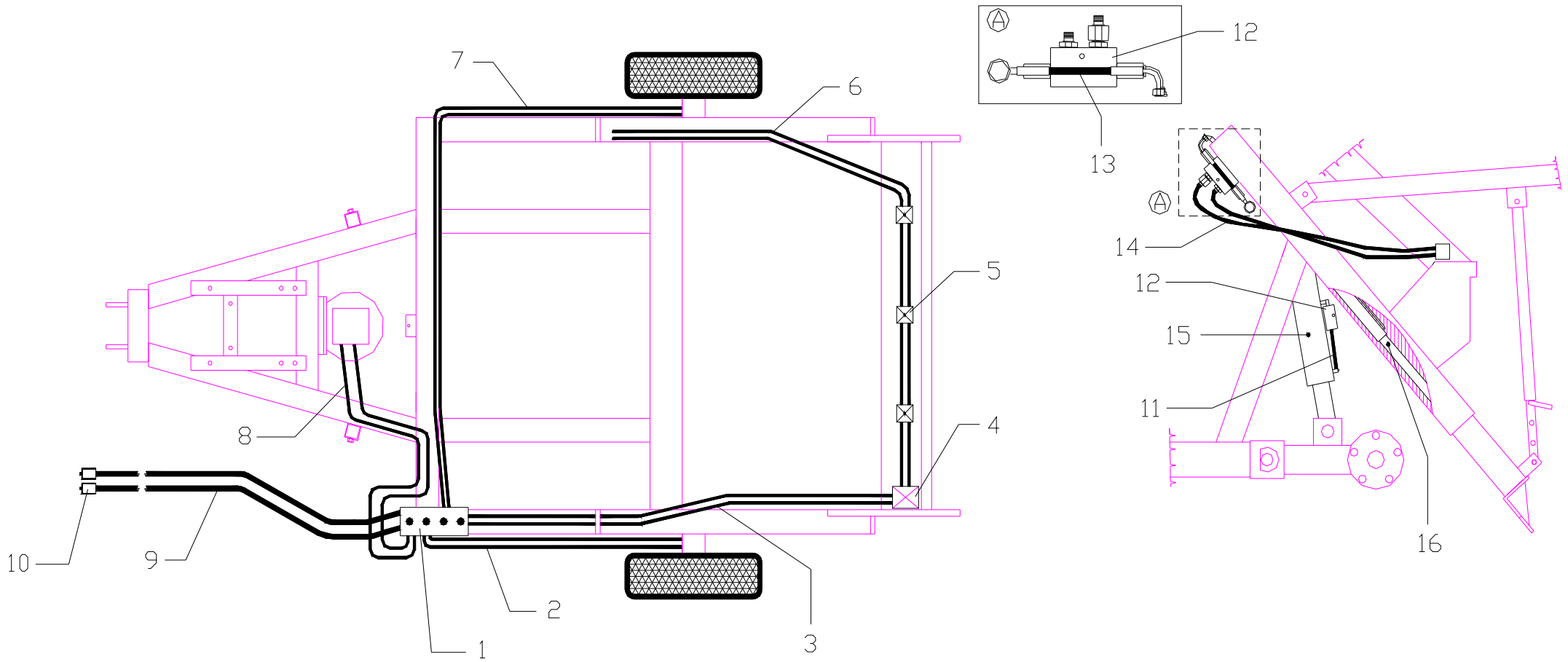
Modello / Model / Modèle / Model

Tutti / All / Tous / Allen

Particolare / Part / Part / Einzelheit

IMPIANTO OLEODINAMICO / HYDRAULIC DEVICE

SYSTEME HYDRAULIQUE / HYDRAULISCHE ANLAGE





Struttura

GHA

Modello / Model / Modèle / Model

Tutti / All / Tous / Allen

Particolare / Part / Part / Einzelheit

IMPIANTO OLEODINAMICO / HYDRAULIC DEVICE

SYSTEME HYDRAULIQUE / HYDRAULISCHE ANLAGE

Fig.	Cod.	Q.tà	Descrizione	Description	Description	Beschreibung	Applicazione Application Applikation
1	50-01-00541	1	Distributore DINOI 4 leve	4 lever DINOI distributor	Distributeur DINOI 4 leviers	4 Hebel DINOI Leitrad	
2	50-01-00657	2	Tubo R7 1/4 - O1/4 + F90° L 1900 mm	Hose R7 1/4 - O1/4 + F90° L 1900 mm	Tuyau R7 1/4 - O1/4 + F90° L 1900 mm	Schlauch R7 1/4 - O1/4 + F90° L 1900 mm	
3	50-01-00657	2	Tubo R7 1/4 + F90° L 2200 mm	Hose R7 1/4 + F90° L 2200 mm	Tuyau R7 1/4 + F90° L 2200 mm	Schlauch R7 1/4+F90° L2200mm	
4	50-01-00548	1	Valvola divisore e riunificatore di flusso 1/4"	flow divider-reunificator valve 1/4"	vanne diviseur-réunificateur de flux 1/4"	Trennventil und Flussvereiniger 1/4"	
5	50-01-00536	16	Collare doppio 1/4"	Double collar 1/4"	Collier double 1/4"	Doppelschelle 1/4"	
6	50-01-00659	2	Tubo R7 1/4 - O1/4 + F90° L 2800 mm	Hose R7 1/4 - O1/4 + F90° L 2800 mm	Tuyau R7 1/4 - O1/4 + F90° L 2800 mm	Schlauch R7 1/4 - O1/4 + F90° L 2800 mm	
7	50-01-00660	2	Tubo R7 1/4 - O1/4 + F90° L 3400 mm	Hose R7 1/4 - O1/4 + F90° L 3400 mm	Tuyau R7 1/4 - O1/4 + F90° L 3400 mm	Schlauch R7 1/4 - O1/4 + F90° L 3400 mm	
8	50-01-00661	2	Tubo R7 1/4 - F90° + F90° L 2100 mm	Hose R7 1/4 - F90° + F90° L 2100 mm	Tuyau R7 1/4 - F90° + F90° L 2100 mm	Schlauch R7 1/4 - F90° + F90° L 2100 mm	
9	50-01-00665	2	Tubo R1 3/8 - O3/8 + M1/2 L 8000 mm	Hose R1 3/8 - O3/8 + M1/2 L 8000 mm	Tuyau R1 3/8 - O3/8 + M1/2 L 8000 mm	Schlauch R1 3/8 - O3/8 + M1/2 L 8000 mm	
10	50-01-00550	2	Innesto rapido	Fast clutch	Embrayage rapide	Schnellkupplung	
11	50-01-00662	2	Tubo R7 1/4 - M1/4 + O1/4 L 190 mm	Hose R7 1/4 - M1/4 + O1/4 L 190 mm	Tuyau R7 1/4 - M1/4 + O1/4 L 190 mm	Schlauch R7 1/4 - M1/4 + O1/4 L 190 mm	
12	50-01-00549	4	Valvola di blocco bidirezionale 1/4"	bidirectional stopper valve 1/4"	vanne de bloc bidirectionale 1/4"	Zweiseitiges Blockventil 1/4"	
13	50-01-00663	2	Tubo R7 1/4 - O1/4 + F90° L 170 mm	Hose R7 1/4 - O1/4 + F90° L 170 mm	Tuyau R7 1/4 - O1/4 + F90° L 170 mm	Schlauch R7 1/4 - O1/4 + F90° L 170 mm	
14	50-01-00664	2	Tubo R7 1/4 - O1/4 + F90° L 1400 mm	Hose R7 1/4 - O1/4 + F90° L 1400 mm	Tuyau R7 1/4 - O1/4 + F90° L 1400 mm	Schlauch R7 1/4 - O1/4 + F90° L 1400 mm	
15	50-01-00454	2	Pistone Ø65 C360 per ruota	Wheel piston Ø65 C360	Piston Ø65 C360 pour roue	Radkolben Ø65 C360	
16	50-01-00452	2	Cilindro idraulico Ø40 C1200	Hydraulic cylinder Ø40 C1200	Cylindra hydraulique Ø40 C1200	Hydraul. Zylinder Ø40 C1200	



Struttura

GHA

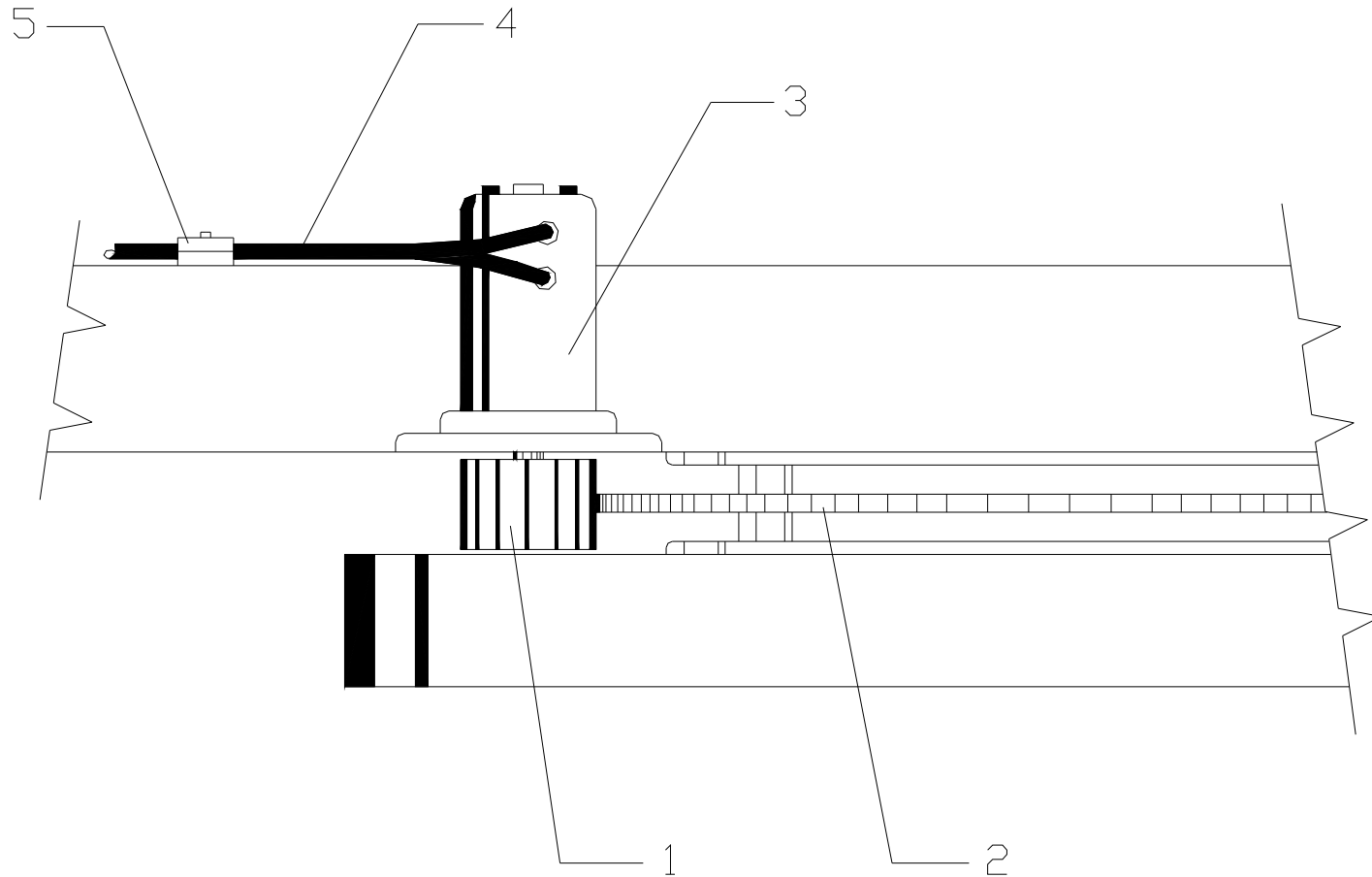
Modello / Model / Modèle / Model

Tutti / All / Tous / Allen

Particolare / Part / Part / Einzelheit

DISPOSITIVO DI ROTAZIONE IDRAULICO / HYDRAULIC ROTATION DEVICE

SYSTEME DE ROTATION HYDRAULIQUE / HYDRAULISCHE UMLAUFANLAGE





Struttura

GHA

Modello / Model / Modèle / Model

Tutti / All / Tous / Allen

Particolare / Part / Part / Einzelheit

DISPOSITIVO DI ROTAZIONE IDRAULICO / HYDRAULIC ROTATION DEVICE

SYSTEME DE ROTATION HYDRAULIQUE / HYDRAULISCHE UMLAUFANLAGE

Fig.	Cod.	Q.tà	Descrizione	Description	Description	Beschreibung	Applicazione Application Applikation
1	50-01-00314	1	Pignone rotazione Z13 M7 DIS.8	Rotation pinion Z13 M7 DIS.8	Pignon rotation Z13 M7 DIS.8	Umlaufkettenrad Z13 M7 DIS.8	
2	50-01-00326	1	Corona dentata 1239 50x15 M7	Toothed crown 1239 50x15 M7	Couronne 1239 50x15 M7	Zahnkranz 1239 50x15 M7	
3	50-01-00551	1	Motore idraulico GFS 200	Hydraulic engine GFS 200	Moteur hydraulique GFS 200	Hydraulische Motor GFS 200	
4	50-01-00534	2	Tubo R1 3/8 - O3/8 + O1/2 L 1200	Hose R1 3/8 - O3/8 + O1/2 L 1200	Tuyau R1 3/8 - O3/8 + O1/2 L 1200	Schlauch R1 3/8 - O3/8 + O1/2 L 1200	
5	50-01-00536	1	Collare doppio 1/4	Double collar 1/4	Collier double 1/4	Doppelschelle 1/4	



Struttura

GHA

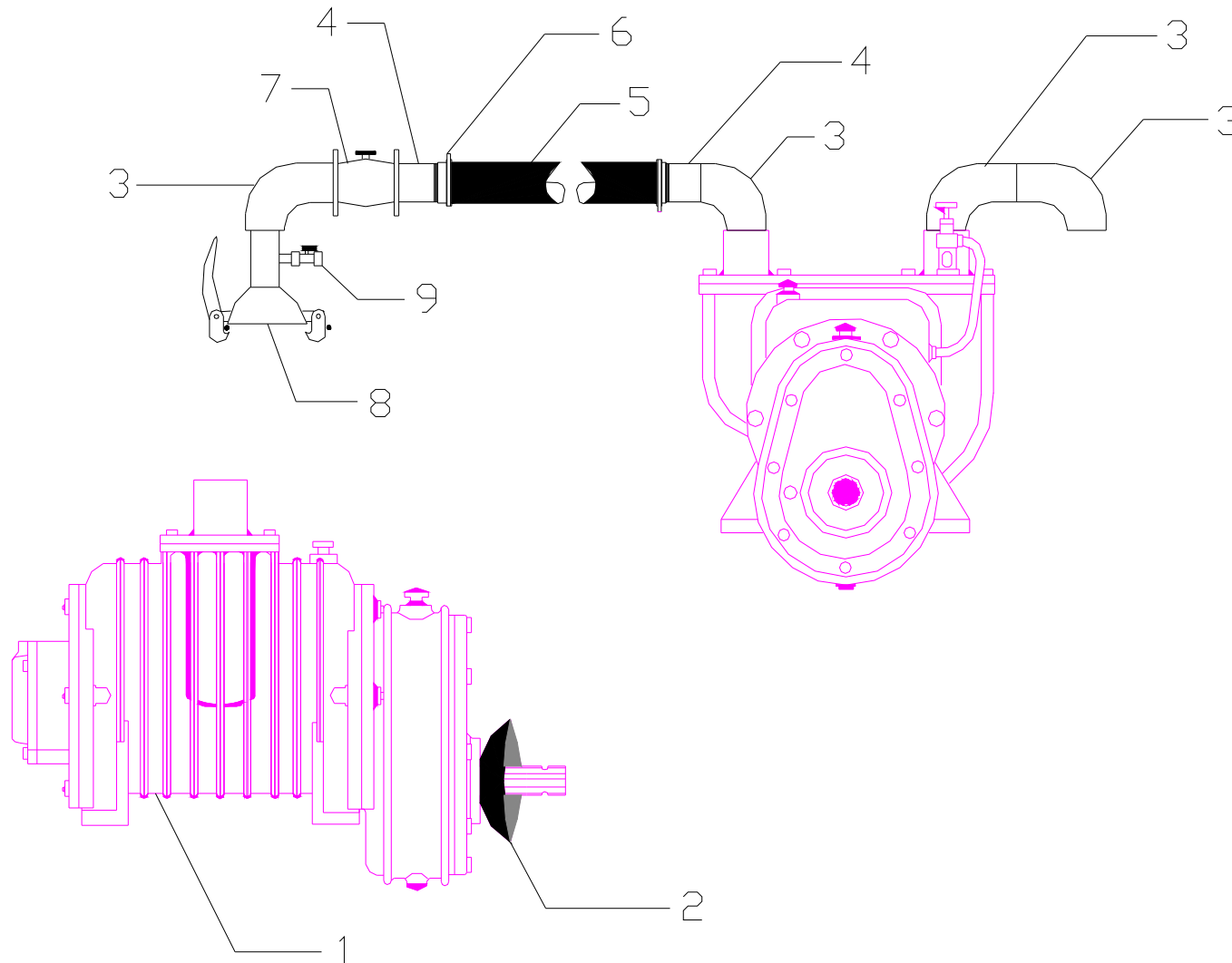
Modello / Model / Modèle / Model

Tutti / All / Tous / Allen

Particolare / Part / Part / Einzelheit

COMPRESSORE PER SVUOTAMENTO TUBO PE / PE HOSE EMPTYING COMPRESSOR

COMPRESSEUR POUR VIDAGE TUYAU EN PE / KOMPRESSOR FUR DIE ENTLERUNG DES PE-ROHRES





Struttura

GHA

Modello / Model / Modèle / Model

Tutti / All / Tous / Allen

Particolare / Part / Part / Einzelheit

COMPRESSORE PER SVUOTAMENTO TUBO PE / PE HOSE EMPTYING COMPRESSOR

COMPRESSEUR POUR VIDAGE TUYAU EN PE / KOMPRESSOR FUR DIE ENTLERUNG DES PE-ROHRES

Fig.	Cod.	Q.tà	Descrizione	Description	Description	Beschreibung	Applicazione Application Applikation
1	50-01-00459	1	Compressore 6500	Compressor 6500	Compresseur 6500	Kompressor 6500	
2	50-01-00666	1	Protezione in ABS per presa di forza	ABS protection for PTO	protection en ABS pour prise de force	ABS Schutz fuer Zapfwelle	
3	50-01-00463	4	Gomito M-F 2"	2" male-female elbow	courbe male-female 2"	Bogen Vater-Mutter 2"	
4	50-01-00466	2	Portagomma zincato 2"	2" galvanised fitting	section galvanisée 2"	Schlauchanschluss verzinkt 2"	
5	50-01-00047	Mt 1,2	Tubo gomma Ø60	Rubber hose Ø60	Tuyau en caoutchouc Ø60	Schlauch Ø60	
6	50-01-00245	2	Fascetta 68-73	Clamp 68-73	Bande 68-73	Schelle 68-73	
7	50-01-00468	1	Valvola clapè 2"	2" valve	vanne 2"	Ventil 2"	
8	50-01-00470	1	Tappo BAUER con tronchetto Ø133x2"	Bauer plug with section ø133x2"	bouchon Bauer avec section ø133x2"	Pfropfen Bauer mit Strecke ø133x2"	
9	50-01-00462	1	Rubinetto F-F 3/8"	3/8" female-female tap	Robinet female-female 3/8"	Hahn Mutter-Mutter 3/8"	